



Parametric Curves





Parametric Representations

- 3 basic representation strategies:
 - Explicit: $y = mx + b$
 - Implicit: $ax + by + c = 0$
 - Parametric: $P = P_0 + t (P_1 - P_0)$
- Advantages of parametric forms
 - More degrees of freedom
 - Directly transformable
 - Dimension independent
 - No infinite slope problems
 - Separates dependent and independent variables
 - Inherently bounded
 - Easy to express in vector and matrix form
 - Common form for many curves and surfaces



Algebraic Representation

- All of these curves are just parametric algebraic polynomials expressed in different bases

- Parametric linear curve (in E^3) $x = a_x u + b_x$

$$y = a_y u + b_y$$

$$\mathbf{p}(u) = \mathbf{a}u + \mathbf{b}$$

$$z = a_z u + b_z$$

- Parametric cubic curve (in E^3) $x = a_x u^3 + b_x u^2 + c_x u + d_x$

$$\mathbf{p}(u) = \mathbf{a}u^3 + \mathbf{b}u^2 + \mathbf{c}u + \mathbf{d}$$

$$y = a_y u^3 + b_y u^2 + c_y u + d_y$$

$$z = a_z u^3 + b_z u^2 + c_z u + d_z$$

- Basis (monomial or power)

$$\begin{bmatrix} u & 1 \end{bmatrix}$$

$$\begin{bmatrix} u^3 & u^2 & u & 1 \end{bmatrix}$$



Hermite Curves

- 12 degrees of freedom (4 3-d vector constraints)
- Specify endpoints and tangent vectors at endpoints

$$\mathbf{p}(0) = \mathbf{d}$$

$$\mathbf{p}(1) = \mathbf{a} + \mathbf{b} + \mathbf{c} + \mathbf{d}$$

$$\mathbf{p}^u(0) = \mathbf{c}$$

$$\mathbf{p}^u(1) = 3\mathbf{a} + 2\mathbf{b} + \mathbf{c}$$

$$\mathbf{p}^u(u) \equiv \frac{d\mathbf{p}}{du}(u)$$

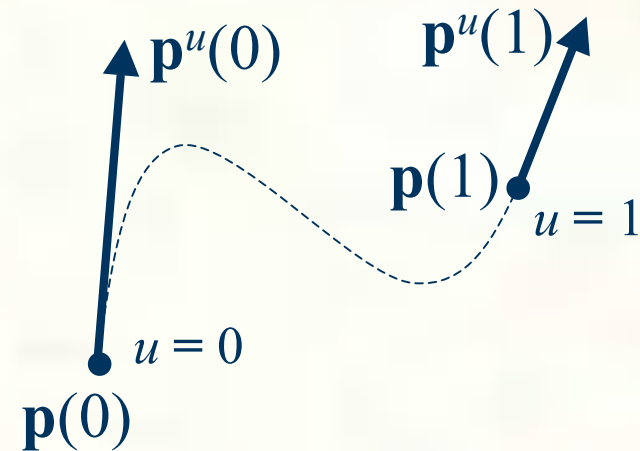
- Solving for the coefficients:

$$\mathbf{a} = 2\mathbf{p}(0) - 2\mathbf{p}(1) + \mathbf{p}^u(0) + \mathbf{p}^u(1)$$

$$\mathbf{b} = -3\mathbf{p}(0) + 3\mathbf{p}(1) - 2\mathbf{p}^u(0) - \mathbf{p}^u(1)$$

$$\mathbf{c} = \mathbf{p}^u(0)$$

$$\mathbf{d} = \mathbf{p}(0)$$





Hermite Curves - Hermite Basis

- Substituting for the coefficients and collecting terms gives

$$\mathbf{p}(u) = (2u^3 - 3u^2 + 1)\mathbf{p}(0) + (-2u^3 + 3u^2)\mathbf{p}(1) + (u^3 - 2u^2 + u)\mathbf{p}''(0) + (u^3 - u^2)\mathbf{p}''(1)$$

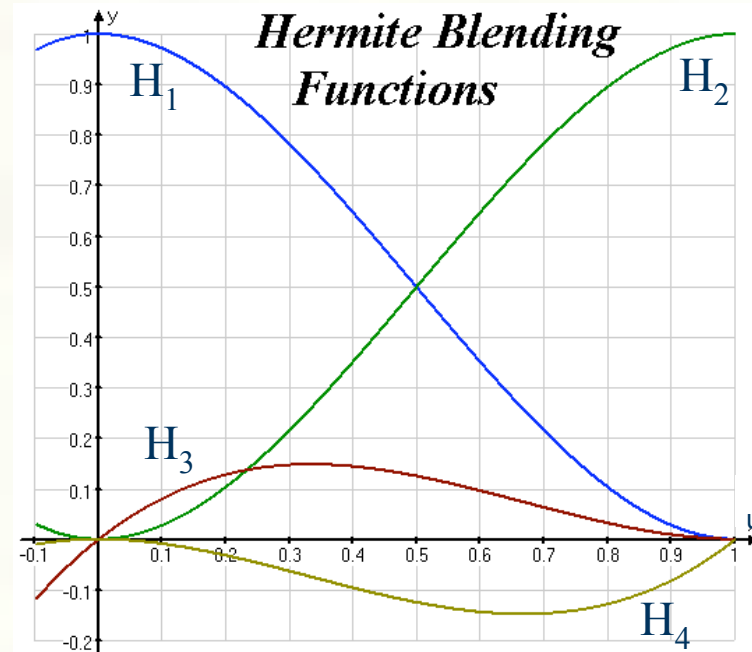
- Call

$$H_1(u) = (2u^3 - 3u^2 + 1)$$

$$H_2(u) = (-2u^3 + 3u^2)$$

$$H_3(u) = (u^3 - 2u^2 + u)$$

$$H_4(u) = (u^3 - u^2)$$



the Hermite **blending functions** or **basis functions**

- Then $\mathbf{p}(u) = H_1(u)\mathbf{p}(0) + H_2(u)\mathbf{p}(1) + H_3(u)\mathbf{p}''(0) + H_4(u)\mathbf{p}''(1)$



Hermite Curves - Matrix Form

■ Putting this in matrix form

$$\mathbf{H} = [\mathbf{H}_1(u) \quad \mathbf{H}_2(u) \quad \mathbf{H}_3(u) \quad \mathbf{H}_4(u)]$$
$$= \begin{bmatrix} u^3 & u^2 & u & 1 \end{bmatrix} \begin{bmatrix} 2 & -2 & 1 & 1 \\ -3 & 3 & -2 & -1 \\ 0 & 0 & 1 & 0 \\ 1 & 0 & 0 & 0 \end{bmatrix}$$
$$= \mathbf{U}\mathbf{M}_H$$

- \mathbf{M}_H is called the Hermite **characteristic matrix**
- Collecting the Hermite geometric coefficients into a geometry vector \mathbf{B} , we have a matrix formulation for the Hermite curve $\mathbf{p}(u)$

$$\mathbf{B} = \begin{bmatrix} \mathbf{p}(0) \\ \mathbf{p}(1) \\ \mathbf{p}^u(0) \\ \mathbf{p}^u(1) \end{bmatrix}$$

$$\mathbf{p}(u) = \mathbf{U}\mathbf{M}_H\mathbf{B}$$



Hermite and Algebraic Forms

- \mathbf{M}_H transforms geometric coefficients (“coordinates”) from the Hermite basis to the algebraic coefficients of the monomial basis

$$\mathbf{A} = \begin{bmatrix} \mathbf{a} \\ \mathbf{b} \\ \mathbf{c} \\ \mathbf{d} \end{bmatrix}$$

$$\mathbf{p}(u) = \mathbf{U}\mathbf{A} = \mathbf{U}\mathbf{M}_H\mathbf{B}$$

$$\mathbf{A} = \mathbf{M}_H\mathbf{B}$$

$$\mathbf{B} = \mathbf{M}_H^{-1}\mathbf{A}$$

$$\mathbf{M}_H^{-1} = \begin{bmatrix} 0 & 0 & 0 & 1 \\ 1 & 1 & 1 & 1 \\ 0 & 0 & 1 & 0 \\ 3 & 2 & 1 & 0 \end{bmatrix}$$



Cubic Bézier Curves

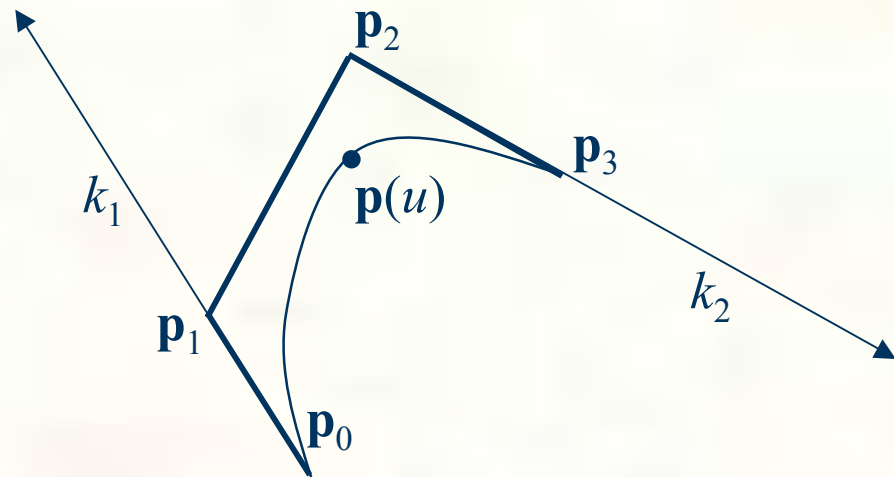
- Specifying tangent vectors at endpoints isn't always convenient for geometric modeling
- We may prefer making all the geometric coefficients points, let's call them **control points**, and label them \mathbf{p}_0 , \mathbf{p}_1 , \mathbf{p}_2 , and \mathbf{p}_3
- For cubic curves, we can proceed by letting the tangents at the endpoints for the Hermite curve be defined by a vector between a pair of control points, so that:

$$\mathbf{p}(0) = \mathbf{p}_0$$

$$\mathbf{p}(1) = \mathbf{p}_3$$

$$\mathbf{p}^u(0) = k_1(\mathbf{p}_1 - \mathbf{p}_0)$$

$$\mathbf{p}^u(1) = k_2(\mathbf{p}_3 - \mathbf{p}_2)$$





Cubic Bézier Curves

- Substituting this into the Hermite curve expression and rearranging, we get

$$\mathbf{p}(u) = [(2 - k_1)u^3 + (2k_1 - 3)u^2 - k_1u + 1]\mathbf{p}_0 + [k_1u^3 - 2k_1u^2 + k_1u]\mathbf{p}_1 \\ + [-k_2u^3 + k_2u^2]\mathbf{p}_2 + [(k_2 - 2)u^3 + (3 - k_2)u^2]\mathbf{p}_3$$

- In matrix form, this is

$$\mathbf{p}(u) = \mathbf{U}\mathbf{M}_B\mathbf{P} \quad \mathbf{M}_B = \begin{bmatrix} 2 - k_1 & k_1 & -k_2 & k_2 - 2 \\ 2k_1 - 3 & -2k_1 & k_2 & 3 - k_2 \\ -k_1 & k_1 & 0 & 0 \\ 1 & 0 & 0 & 0 \end{bmatrix} \quad \mathbf{P} = \begin{bmatrix} \mathbf{p}_0 \\ \mathbf{p}_1 \\ \mathbf{p}_2 \\ \mathbf{p}_3 \end{bmatrix}$$



Cubic Bézier Curves

- What values should we choose for k_1 and k_2 ?
- If we let the control points be evenly spaced in parameter space, then \mathbf{p}_0 is at $u = 0$, \mathbf{p}_1 at $u = 1/3$, \mathbf{p}_2 at $u = 2/3$ and \mathbf{p}_3 at $u = 1$. Then
$$\mathbf{p}^u(0) = (\mathbf{p}_1 - \mathbf{p}_0)/(1/3 - 0) = 3(\mathbf{p}_1 - \mathbf{p}_0)$$
$$\mathbf{p}^u(1) = (\mathbf{p}_3 - \mathbf{p}_2)/(1 - 2/3) = 3(\mathbf{p}_3 - \mathbf{p}_2)$$

and $k_1 = k_2 = 3$, giving a nice symmetric characteristic matrix:

$$\mathbf{M}_B = \begin{bmatrix} -1 & 3 & -3 & 1 \\ 3 & -6 & 3 & 0 \\ -3 & 3 & 0 & 0 \\ 1 & 0 & 0 & 0 \end{bmatrix}$$

- So

$$\mathbf{p}(u) = (-u^3 + 3u^2 - 3u + 1)\mathbf{p}_0 + (3u^3 - 6u^2 + 3u)\mathbf{p}_1 + (-3u^3 + 3u^2)\mathbf{p}_2 + u^3\mathbf{p}_3$$



General Bézier Curves

- This can be rewritten as

$$\mathbf{p}(u) = (1-u)^3 \mathbf{p}_0 + 3u(1-u)^2 \mathbf{p}_1 + 3u^2(1-u) \mathbf{p}_2 + u^3 \mathbf{p}_3 = \sum_{i=0}^3 \binom{3}{i} u^i (1-u)^{3-i} \mathbf{p}_i$$

- Note that the binomial expansion of

$$(u + (1-u))^n \text{ is } \sum_{i=0}^n \binom{n}{i} u^i (1-u)^{n-i}$$

- This suggests a general formula for Bézier curves of arbitrary degree

$$\mathbf{p}(u) = \sum_{i=0}^n \binom{n}{i} u^i (1-u)^{n-i} \mathbf{p}_i$$



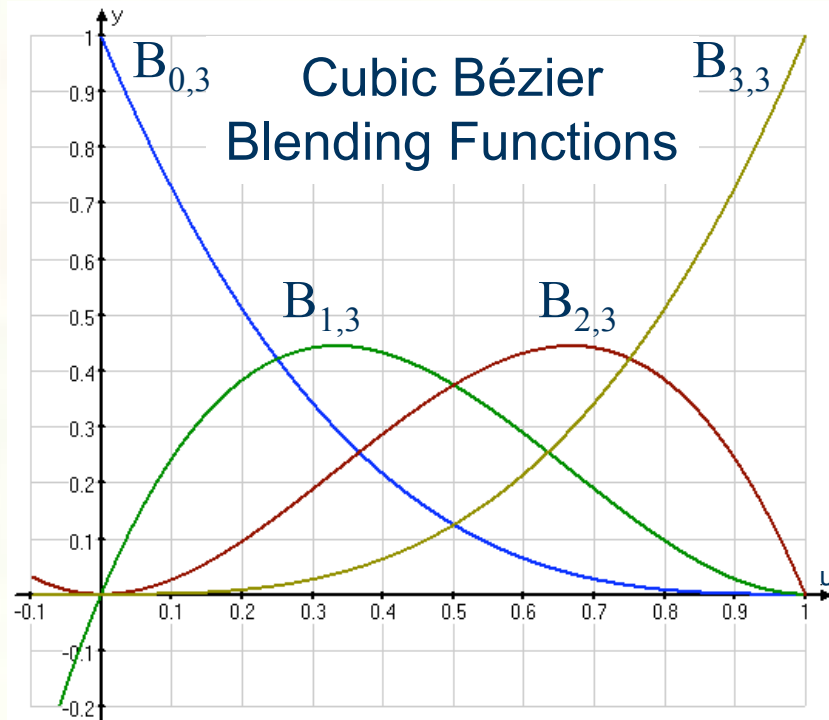
General Bézier Curves

- The binomial expansion gives the Bernstein basis (or Bézier blending functions) $B_{i,n}$ for arbitrary degree Bézier curves

$$\mathbf{p}(u) = \sum_{i=0}^n \binom{n}{i} u^i (1-u)^{n-i} \mathbf{p}_i$$

$$B_{i,n}(u) = \binom{n}{i} u^i (1-u)^{n-i}$$

$$\mathbf{p}(u) = \sum_{i=0}^n B_{i,n}(u) \mathbf{p}_i$$

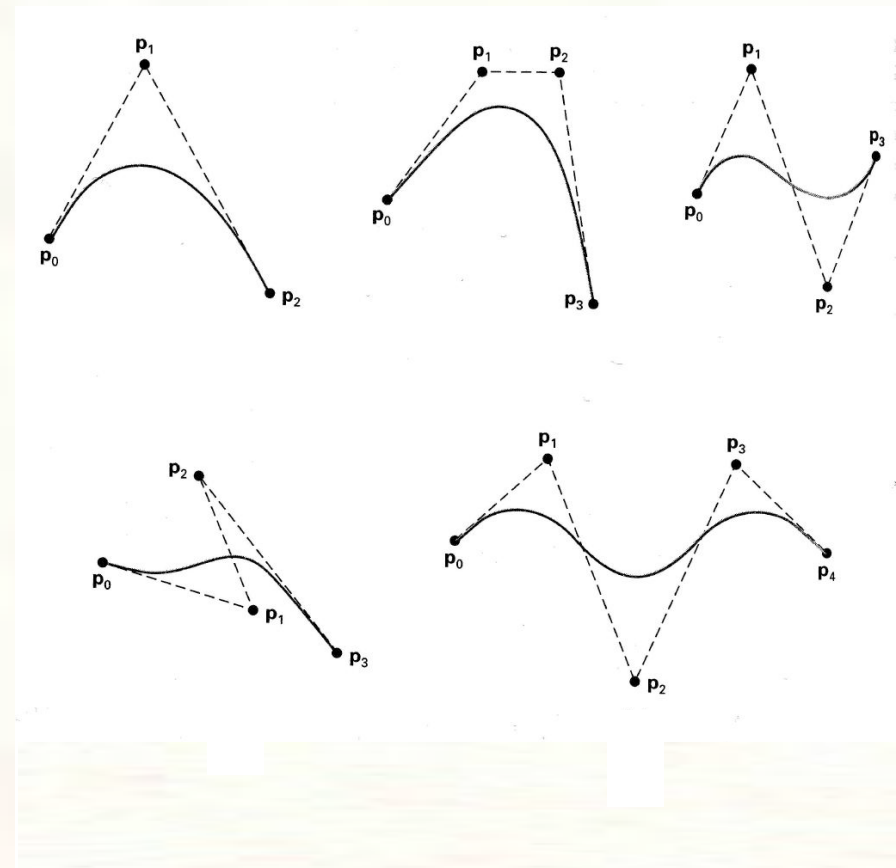
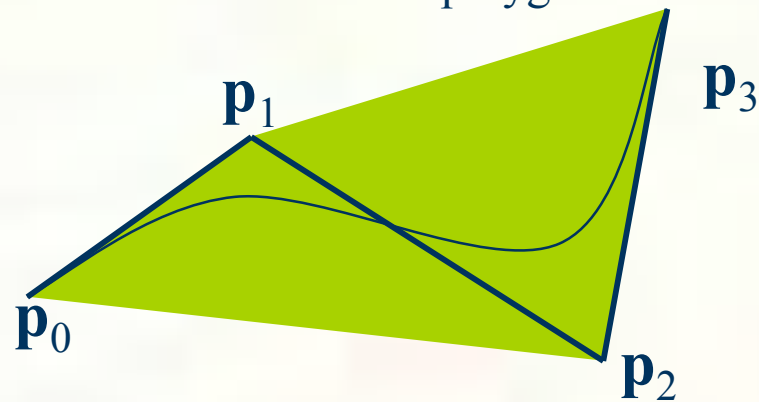


- Of particular interest to us (in addition to cubic curves):
 - Linear: $\mathbf{p}(u) = (1-u)\mathbf{p}_0 + u\mathbf{p}_1$
 - Quadratic: $\mathbf{p}(u) = (1-u)^2\mathbf{p}_0 + 2u(1-u)\mathbf{p}_1 + u^2\mathbf{p}_2$



Bézier Curve Properties

- Interpolates end control points, not middle ones
- Stays inside **convex hull** of control points
 - Important for many algorithms
 - Because it's a convex combination of points, i.e. affine with positive weights
- Variation diminishing
 - Doesn't "wiggle" more than control polygon





Rendering Bézier Curves

- We can obtain a point on a Bézier curve by just evaluating the function for a given value of u
- Fastest way, precompute $\mathbf{A}=\mathbf{M}_B\mathbf{P}$ once control points are known, then evaluate $\mathbf{p}(u_i)=[u_i^3 \ u_i^2 \ u_i \ 1]\mathbf{A}$, $i = 0,1,2,\dots,n$ for n fixed increments of u
- For better numerical stability, take e.g. a quadratic curve (for simplicity) and rewrite

$$\begin{aligned}\mathbf{p}(u) &= (1-u)^2\mathbf{p}_0 + 2u(1-u)\mathbf{p}_1 + u^2\mathbf{p}_2 \\ &= (1-u)[(1-u)\mathbf{p}_0 + u\mathbf{p}_1] + u[(1-u)\mathbf{p}_1 + u\mathbf{p}_2]\end{aligned}$$

- This is just a linear interpolation of two points, each of which was obtained by interpolating a pair of adjacent control points



de Casteljau Algorithm

- This hierarchical linear interpolation works for general Bézier curves, as given by the following recurrence

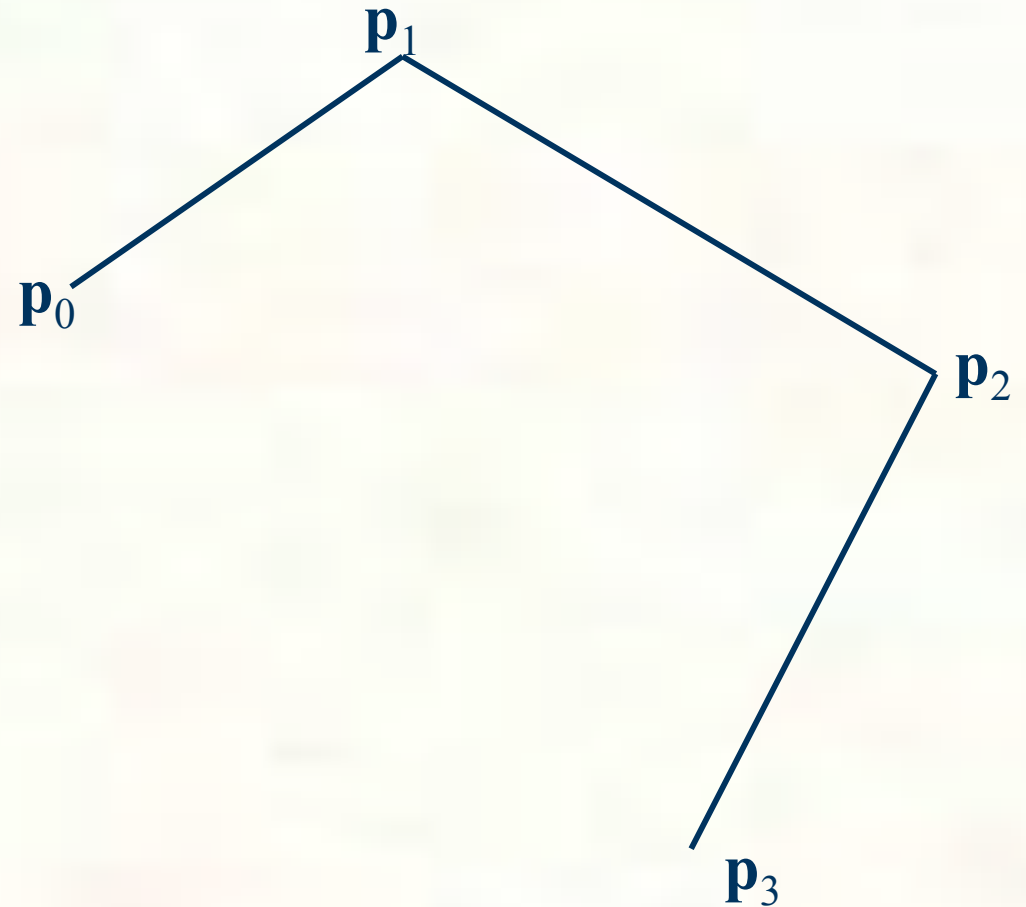
$$\mathbf{p}_{i,j} = (1-u)\mathbf{p}_{i,j-1} + u\mathbf{p}_{i+1,j-1} \quad \begin{cases} i = 0,1,2,\dots,n-j \\ j = 1,2,\dots,n \end{cases}$$

where $\mathbf{p}_{i,0}$ $i = 0,1,2,\dots,n$ are the control points for a degree n Bézier curve and $\mathbf{p}_{0,n} = \mathbf{p}(u)$

- For efficiency this should not be implemented recursively.
- Useful for point evaluation in a recursive subdivision algorithm to render a curve since it generates the control points for the subdivided curves.



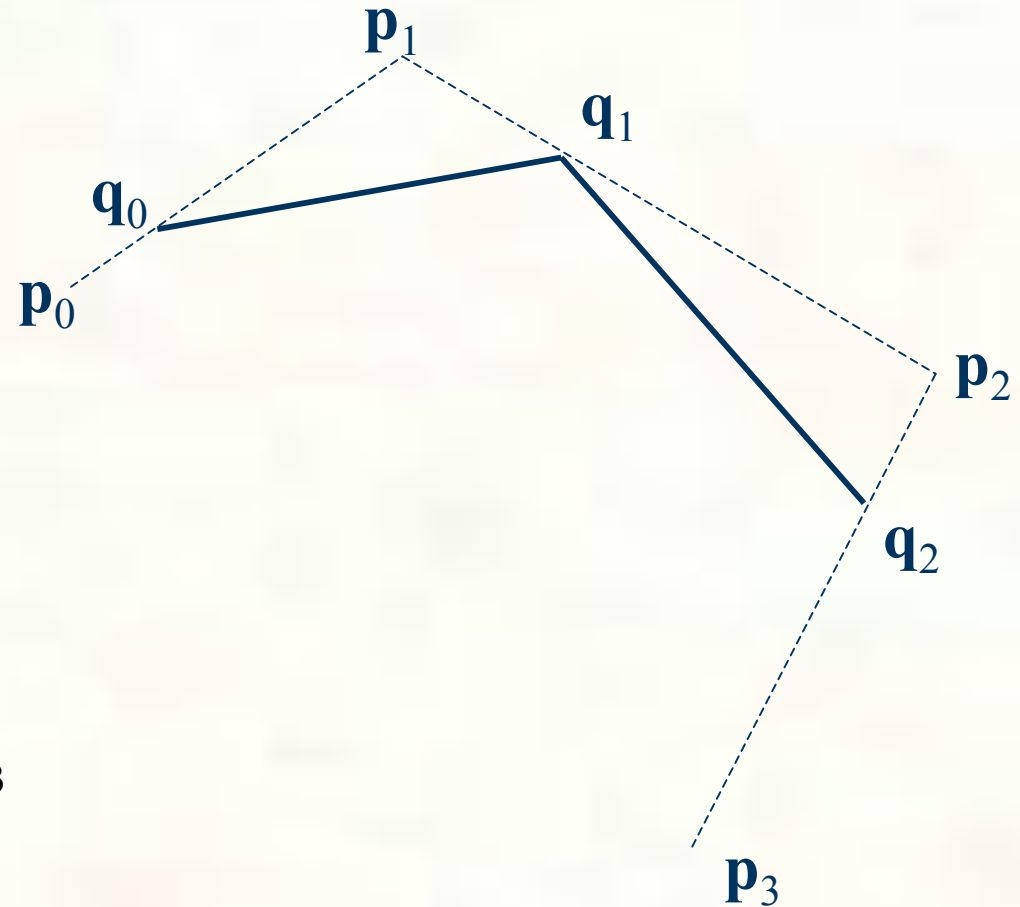
de Casteljau Algorithm



Starting with the control points
and a given value of u
In this example, $u \approx 0.25$



de Casteljau Algorithm



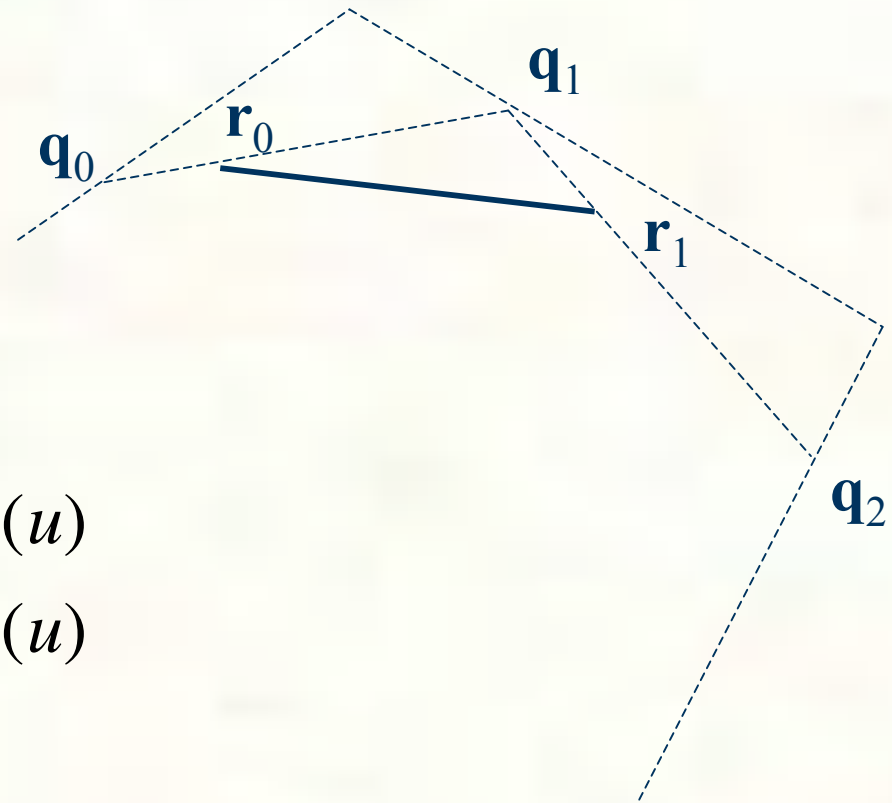
$$\mathbf{q}_0(u) = (1 - u)\mathbf{p}_0 + u\mathbf{p}_1$$

$$\mathbf{q}_1(u) = (1 - u)\mathbf{p}_1 + u\mathbf{p}_2$$

$$\mathbf{q}_2(u) = (1 - u)\mathbf{p}_2 + u\mathbf{p}_3$$



de Casteljau Algorithm

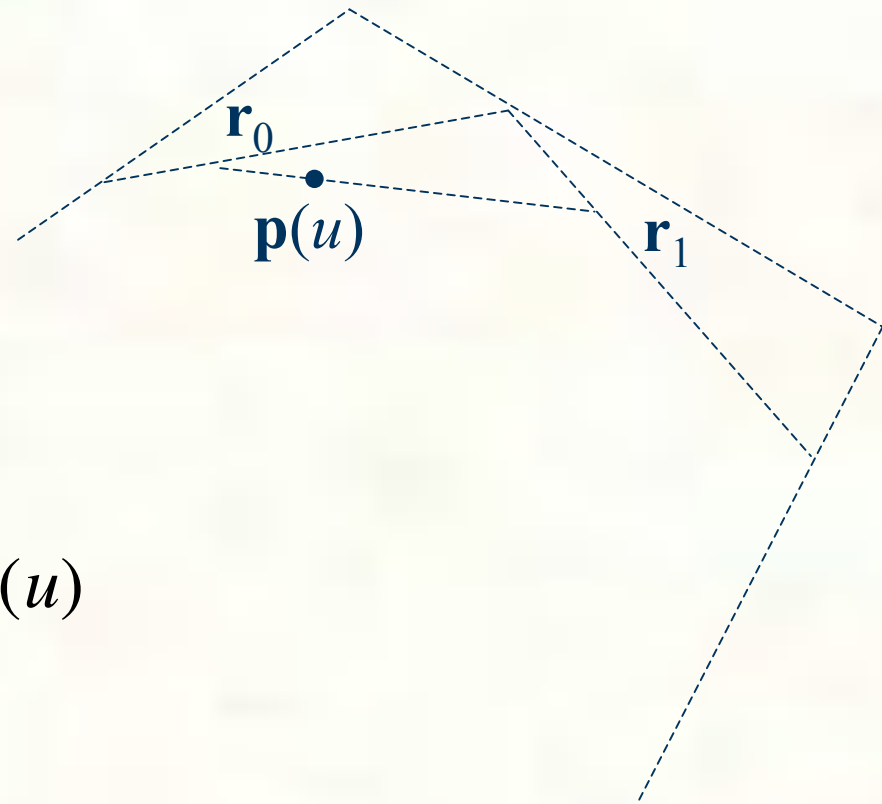


$$\mathbf{r}_0(u) = (1 - u)\mathbf{q}_0(u) + u\mathbf{q}_1(u)$$

$$\mathbf{r}_1(u) = (1 - u)\mathbf{q}_1(u) + u\mathbf{q}_2(u)$$



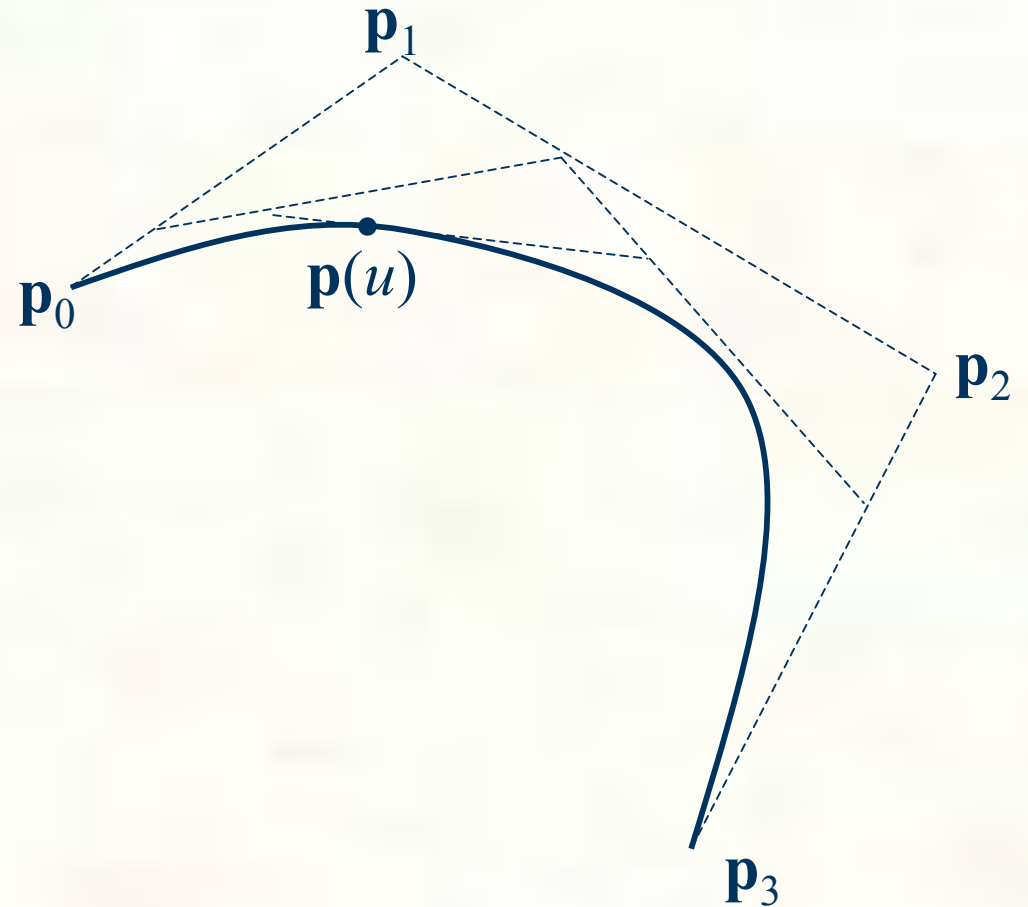
de Casteljau Algorithm



$$\mathbf{p}(u) = (1 - u)\mathbf{r}_0(u) + u\mathbf{r}_1(u)$$



de Casteljau algorithm





Drawing Bézier Curves

- How can you draw a curve?
 - Generally no low-level support for drawing curves
 - Can only draw line segments or individual pixels
- Approximate the curve as a series of line segments
 - Analogous to tessellation of a surface
 - Methods:
 - Sample uniformly
 - Sample adaptively
 - Recursive Subdivision



Uniform Sampling

- Approximate curve with n line segments

- n chosen in advance

- Evaluate $\mathbf{p}_i = \mathbf{p}(u_i)$ where $u_i = \frac{i}{n}$ $i = 0, 1, \dots, n$

- For an arbitrary cubic curve

$$\mathbf{p}_i = \mathbf{a}(i^3/n^3) + \mathbf{b}(i^2/n^2) + \mathbf{c}(i/n) + \mathbf{d}$$

- Connect the points with lines

- Too few points?

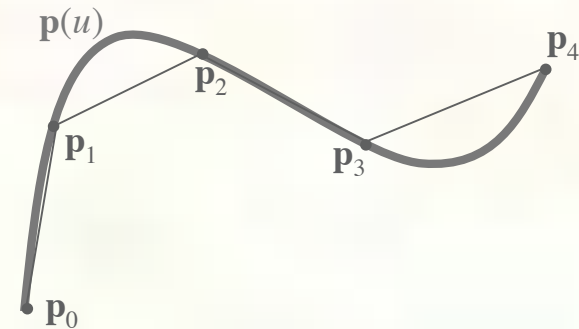
- Bad approximation

- “Curve” is faceted

- Too many points?

- Slow to draw too many line segments

- Segments may draw on top of each other





Adaptive Sampling

- Use only as many line segments as you need
 - Fewer segments needed where curve is mostly flat
 - More segments needed where curve bends
 - No need to track bends that are smaller than a pixel

- Various schemes for sampling, checking results, deciding whether to sample more



- Or, use knowledge of curve structure:
 - Adapt by recursive subdivision

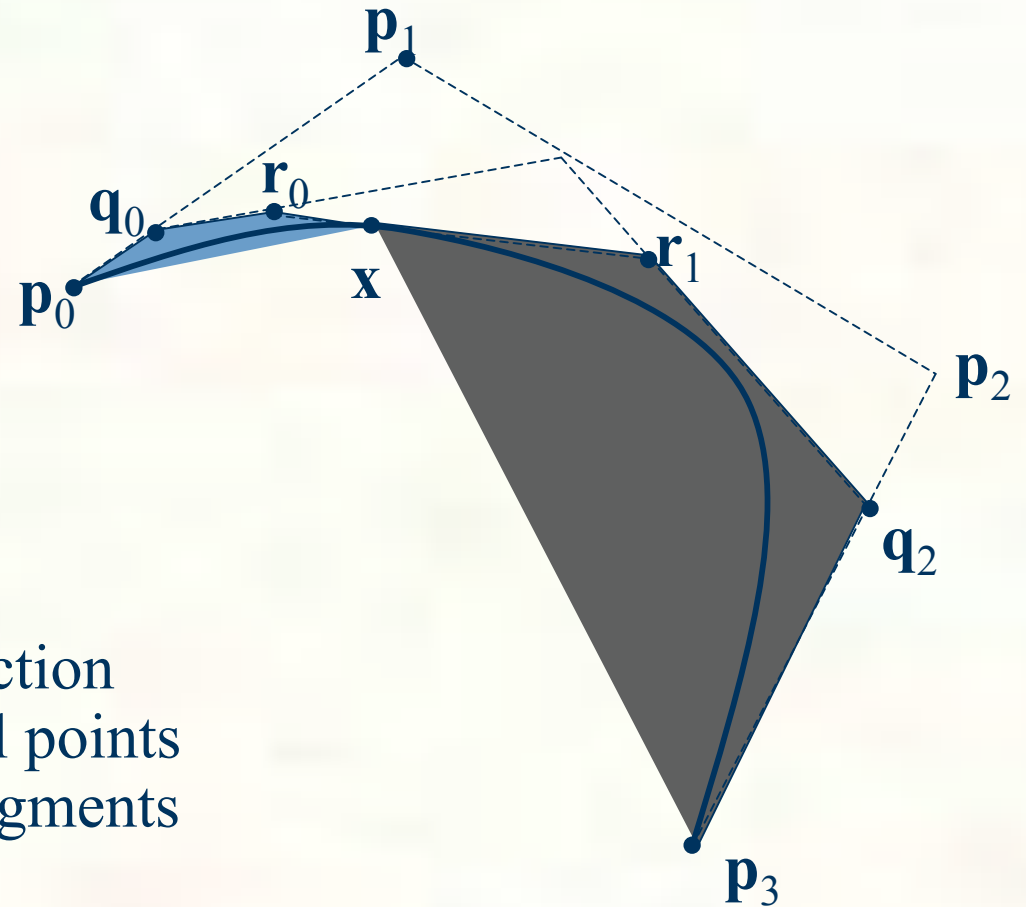


Recursive Subdivision

- Any cubic curve segment can be expressed as a Bézier curve
- Any piece of a cubic curve is itself a cubic curve
- Therefore:
 - Any Bézier curve can be broken up into smaller Bézier curves
 - But how...?



de Casteljau subdivision



de Casteljau construction
points are the control points
of two Bézier sub-segments



Adaptive subdivision algorithm

- Use de Casteljau construction to split Bézier segment
- Examine each half:
 - If flat enough: draw line segment
 - Else: recurse
- To test if curve is flat enough
 - Only need to test if hull is flat enough
 - Curve is guaranteed to lie within the hull
 - e.g., test how far the handles are from a straight segment
 - If it's about a pixel, the hull is flat



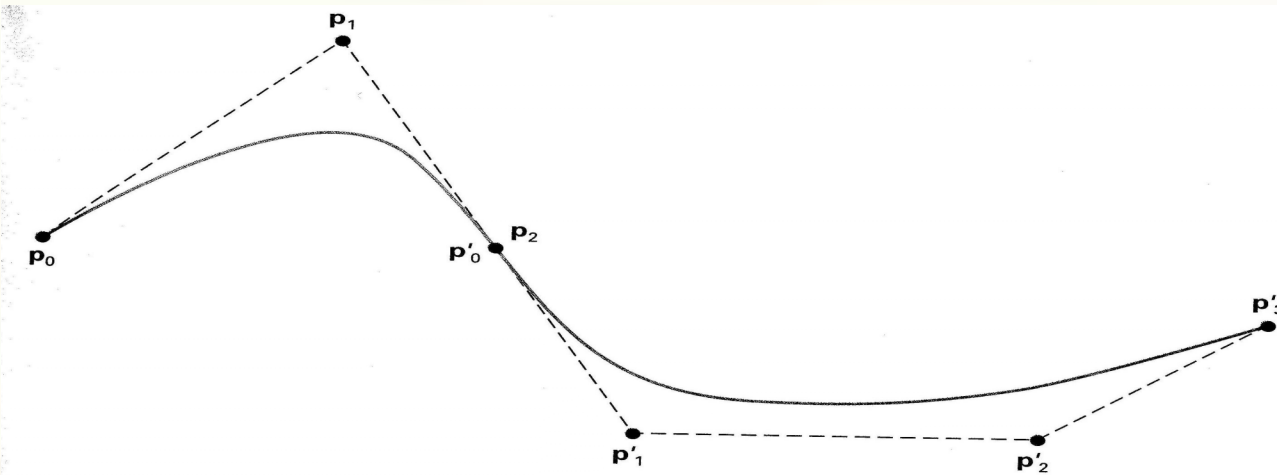
Composite Curves

- Hermite and Bézier curves generalize line segments to higher degree polynomials. But what if we want more complicated curves than we can get with a single one of these? Then we need to build composite curves, like polylines but curved.
- Continuity conditions for composite curves
 - C^0 - The curve is continuous, i.e. the endpoints of consecutive curve segments coincide
 - C^1 - The tangent (derivative with respect to the **parameter**) is continuous, i.e. the tangents match at the common endpoint of consecutive curve segments
 - C^2 - The second parametric derivative is continuous, i.e. matches at common endpoints
 - G^0 - Same as C^0
 - G^1 - Derivatives wrt the coordinates are continuous. Weaker than C^1 , the tangents should point in the same direction, but lengths can differ.
 - G^2 - Second derivatives wrt the coordinates are continuous
 - ...



Composite Bézier Curves

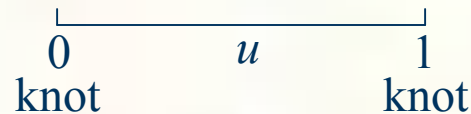
- C^0, G^0 - Coincident end control points
- C^1 - $\mathbf{p}_3 - \mathbf{p}_2$ on first curve equals $\mathbf{p}_1 - \mathbf{p}_0$ on second
- G^1 - $\mathbf{p}_3 - \mathbf{p}_2$ on first curve proportional to $\mathbf{p}_1 - \mathbf{p}_0$ on second
- C^2, G^2 - More complex, use B-splines to automatically control continuity across curve segments





Polar form for Bézier Curves

- A much more useful point labeling scheme
- Start with **knots**, “interesting” values in parameter space
- For Bézier curves, parameter space is normally $[0, 1]$, and the knots are at 0 and 1.



- Now build a **knot vector**, a non-decreasing sequence of knot values.
- For a degree n Bézier curve, the knot vector will have n 0's followed by n 1's $[0,0,\dots,0,1,1,\dots,1]$
 - Cubic Bézier knot vector $[0,0,0,1,1,1]$
 - Quadratic Bézier knot vector $[0,0,1,1]$
- **Polar labels** for consecutive control points are sequences of n knots from the vector, incrementing the starting point by 1 each time
 - Cubic Bézier control points: $\mathbf{p}_0 = \mathbf{p}(0,0,0)$, $\mathbf{p}_1 = \mathbf{p}(0,0,1)$,
 $\mathbf{p}_2 = \mathbf{p}(0,1,1)$, $\mathbf{p}_3 = \mathbf{p}(1,1,1)$
 - Quadratic Bézier control points: $\mathbf{p}_0 = \mathbf{p}(0,0)$, $\mathbf{p}_1 = \mathbf{p}(0,1)$, $\mathbf{p}_2 = \mathbf{p}(1,1)$



Polar form rules

- Polar values are symmetric in their arguments, i.e. all permutations of a polar label are equivalent.

$$\mathbf{p}(0,0,1) = \mathbf{p}(0,1,0) = \mathbf{p}(1,0,0), \text{ etc.}$$

- Given $\mathbf{p}(u_1, u_2, \dots, u_{n-1}, a)$ and $\mathbf{p}(u_1, u_2, \dots, u_{n-1}, b)$, for any value c we can compute

$$\mathbf{p}(u_1, u_2, \dots, u_{n-1}, c) = \frac{(b - c)\mathbf{p}(u_1, u_2, \dots, u_{n-1}, a) + (c - a)\mathbf{p}(u_1, u_2, \dots, u_{n-1}, b)}{b - a}$$

That is, $\mathbf{p}(u_1, u_2, \dots, u_{n-1}, c)$ is an affine combination of $\mathbf{p}(u_1, u_2, \dots, u_{n-1}, a)$ and $\mathbf{p}(u_1, u_2, \dots, u_{n-1}, b)$.

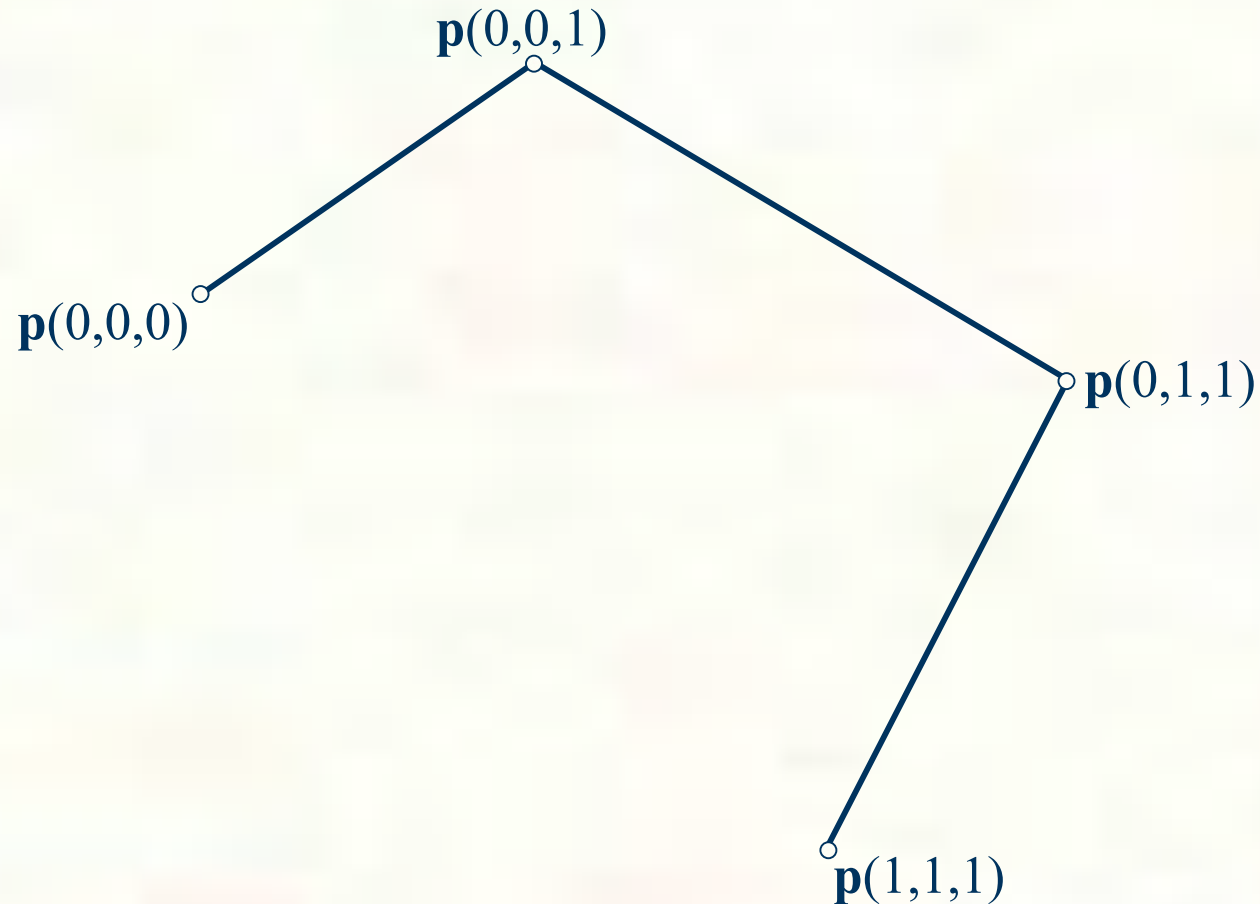
Examples: $\mathbf{p}(0, u, 1) = (1 - u)\mathbf{p}(0, 0, 1) + u\mathbf{p}(0, 1, 1)$

$$\mathbf{p}(0, u) = \frac{(4 - u)\mathbf{p}(0, 2) + (u - 2)\mathbf{p}(0, 4)}{2}$$

$$\mathbf{p}(1, 2, 3, u) = \frac{(u_2 - u)\mathbf{p}(2, 1, 3, u_1) + (u - u_1)\mathbf{p}(3, 2, 1, u_2)}{u_2 - u_1}$$

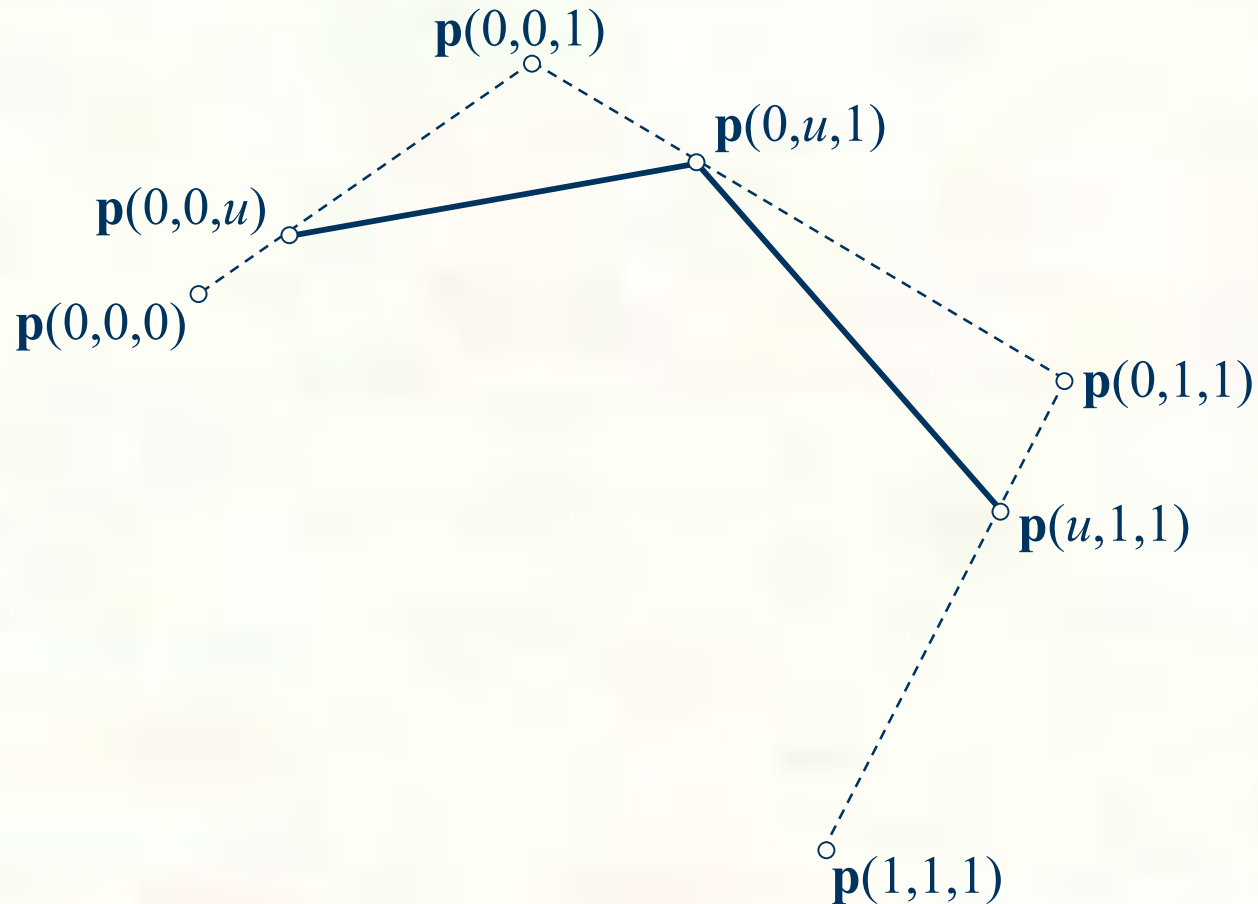


de Casteljau in polar form



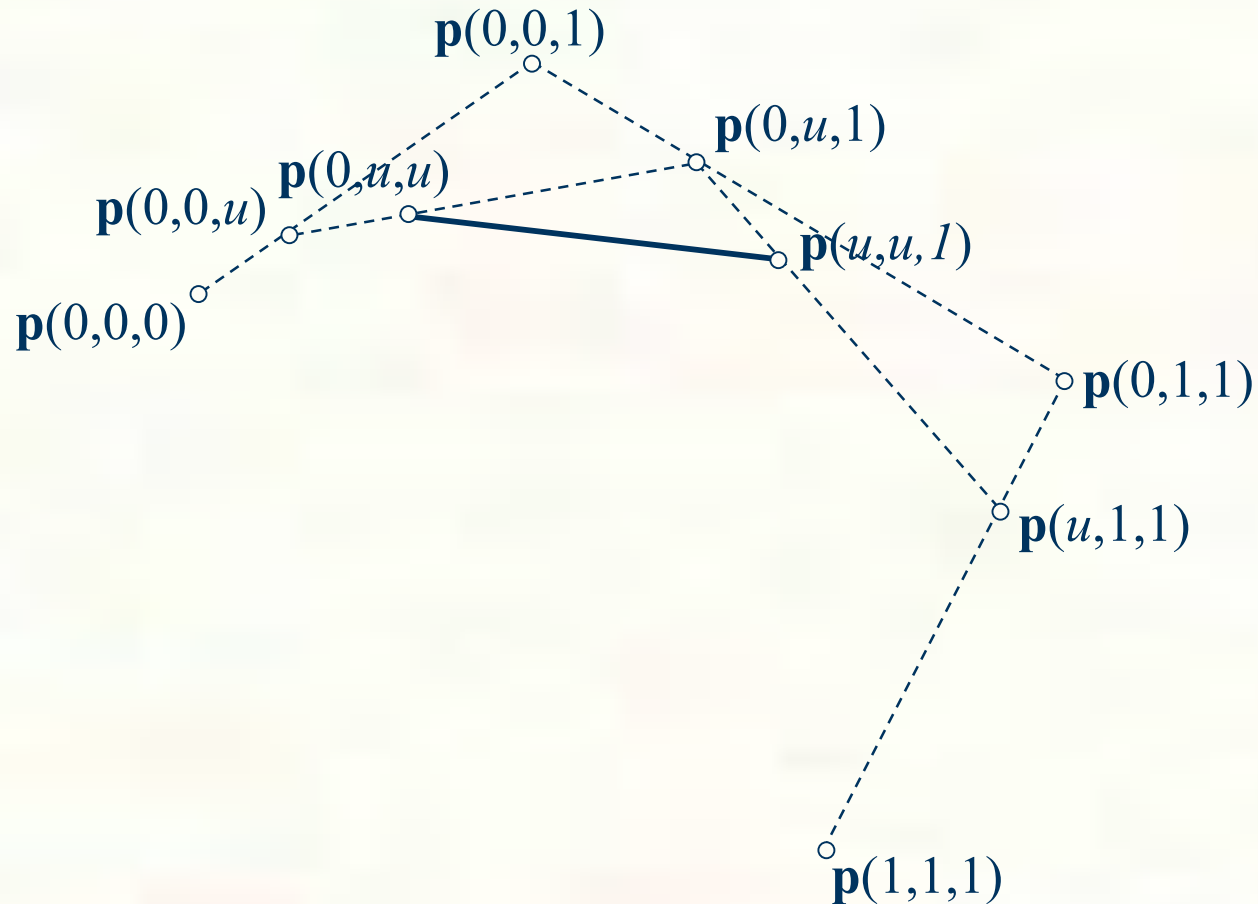


de Casteljau in polar form



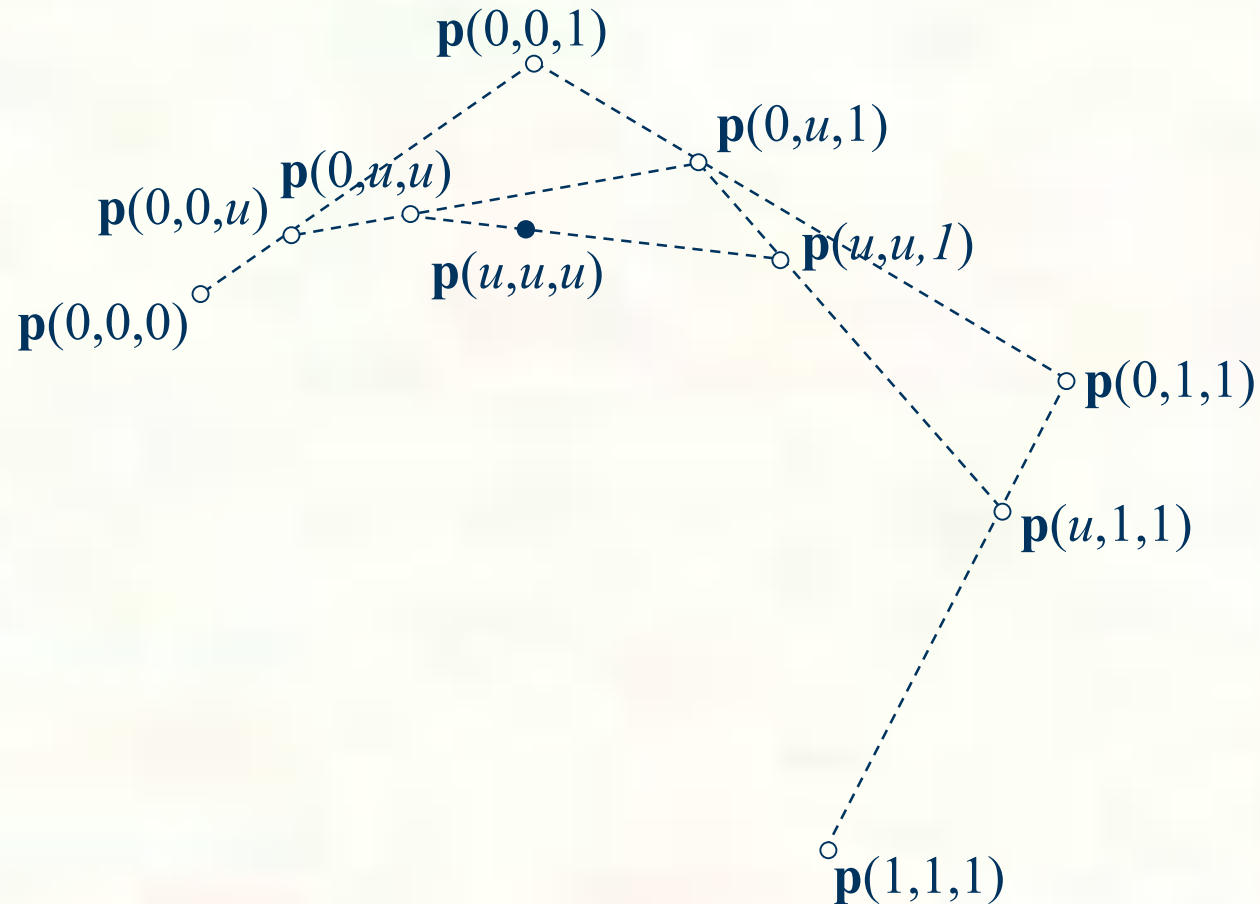


de Casteljau in polar form



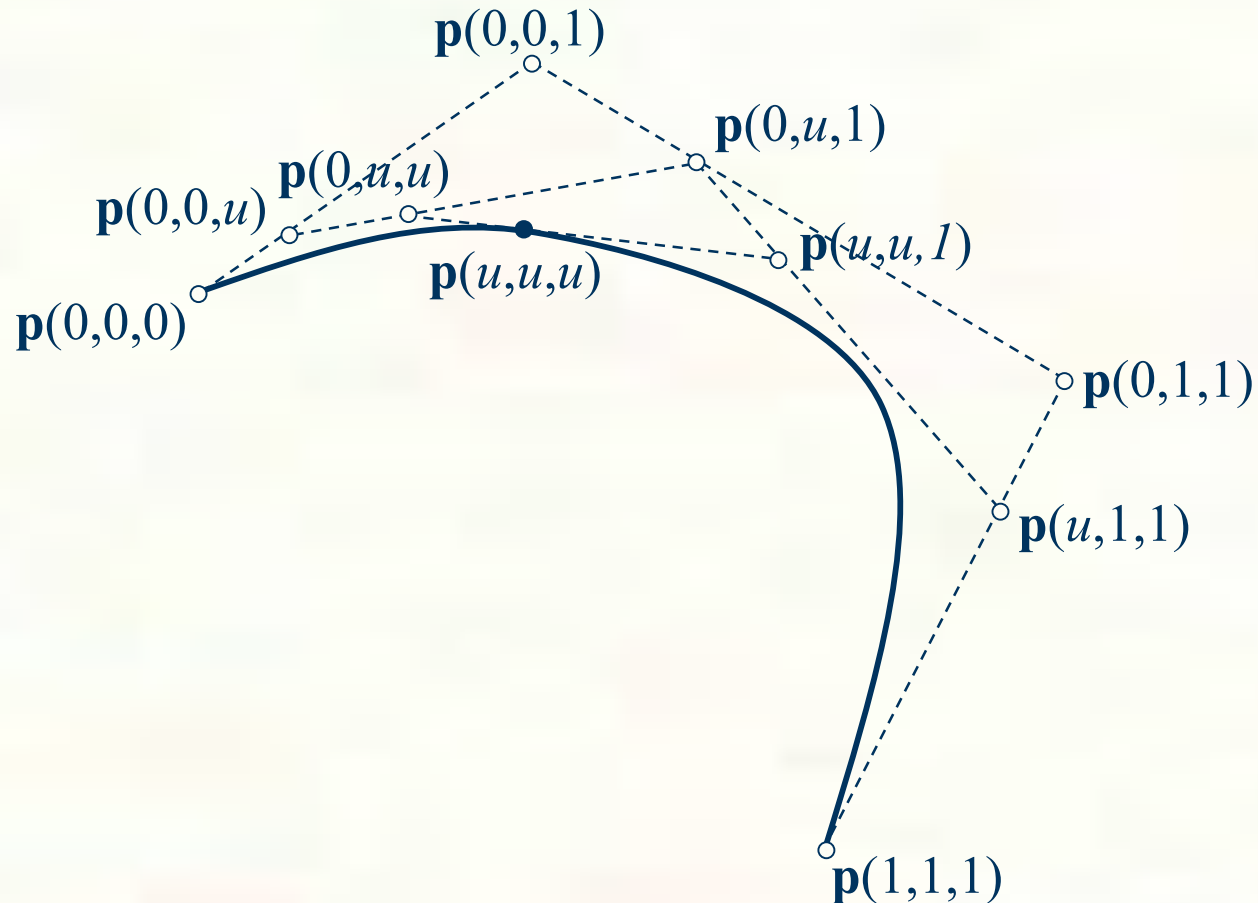


de Casteljau in polar form





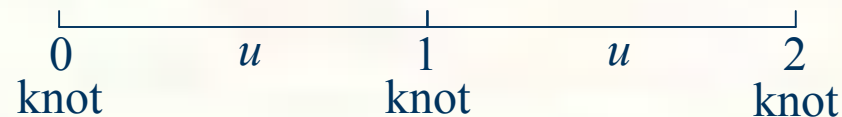
de Casteljau in polar form





Composite curves in polar form

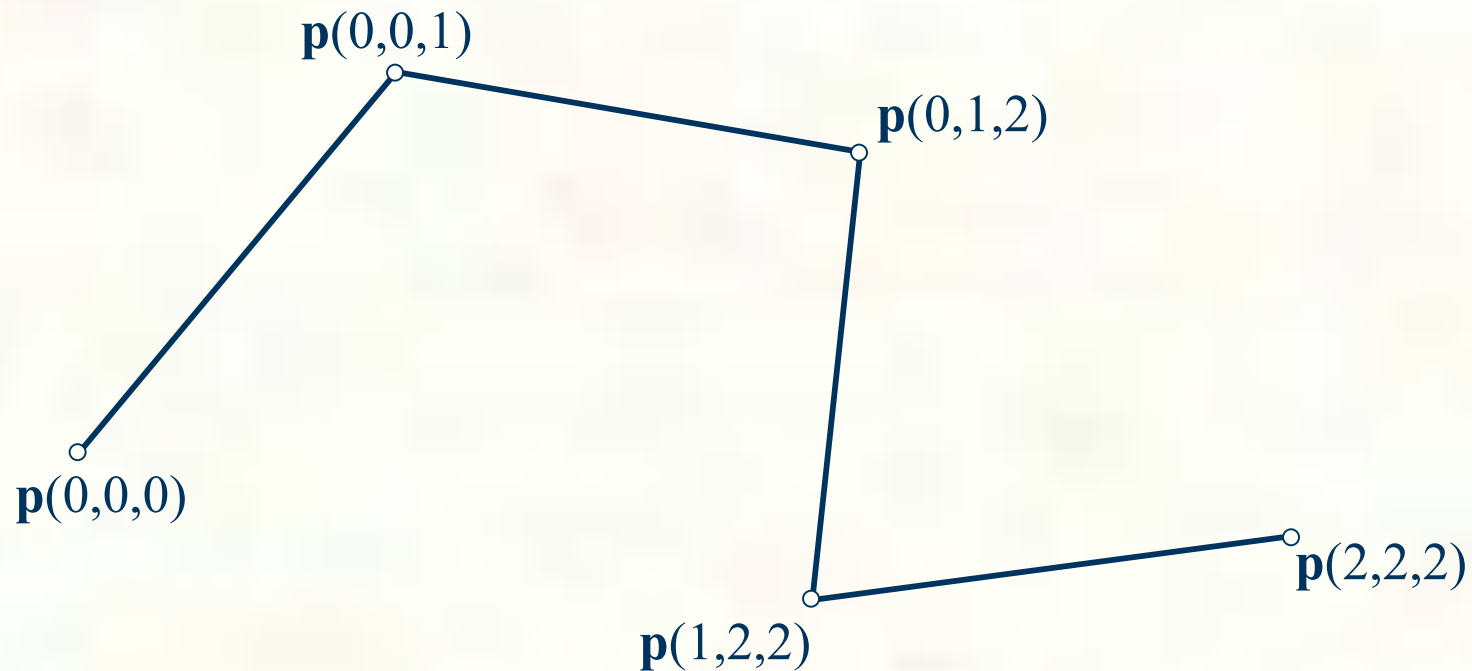
- Suppose we want to glue two cubic Bézier curves together in a way that automatically guarantees C^2 continuity everywhere. We can do this easily in polar form.
- Start with parameter space for the pair of curves
 - 1st curve $[0,1]$, 2nd curve $(1,2]$



- Make a knot vector: $[000,1,222]$
- Number control points as before:
 $\mathbf{p}(0,0,0), \mathbf{p}(0,0,1), \mathbf{p}(0,1,2), \mathbf{p}(1,2,2), \mathbf{p}(2,2,2)$
- Okay, 5 control points for the two curves, so 3 of them must be shared since each curve needs 4. That's what having only 1 copy of knot 1 achieves, and that's what gives us C^2 continuity at the join point at $u = 1$



de Boor algorithm in polar form




$$u = 0.5$$

$$\text{Knot vector} = [0,0,0,1,2,2,2]$$



Inserting a knot

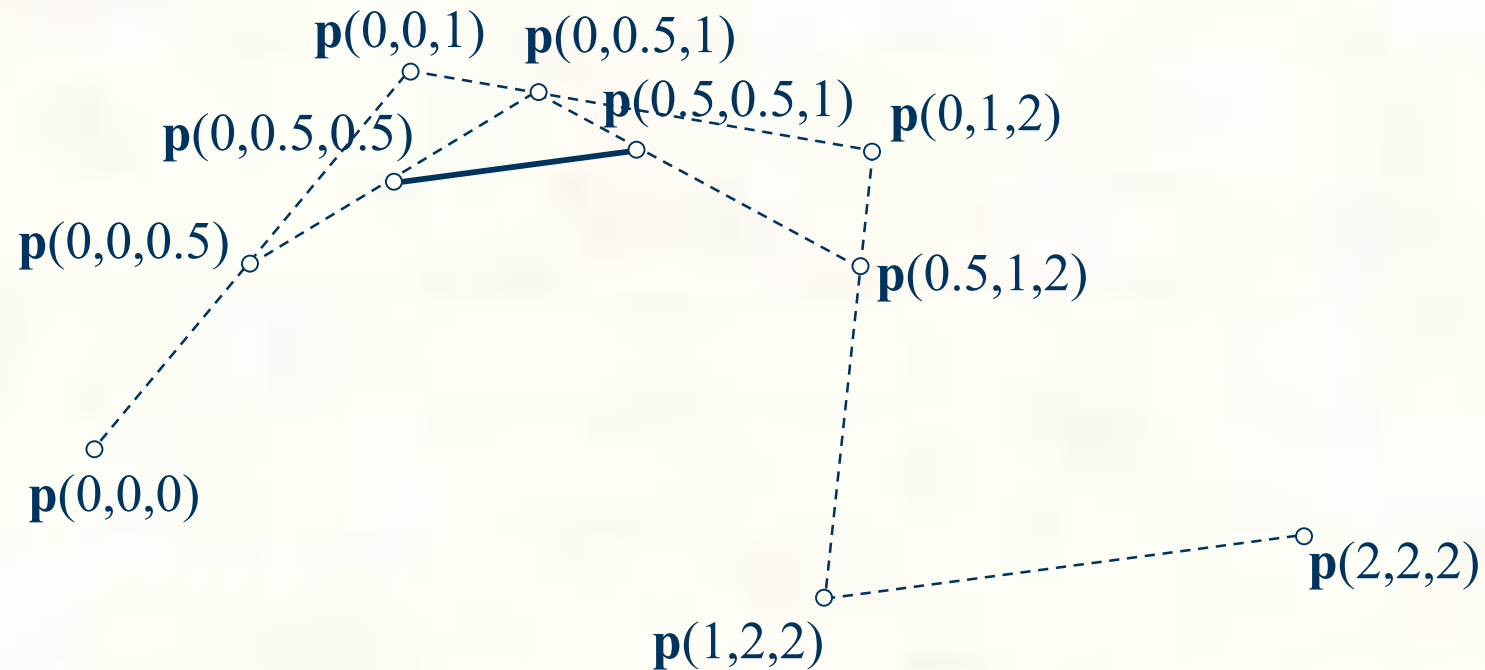


$$u = 0.5$$

$$\text{Knot vector} = [0,0,0,0.5,1,2,2,2]$$



Inserting a 2nd knot

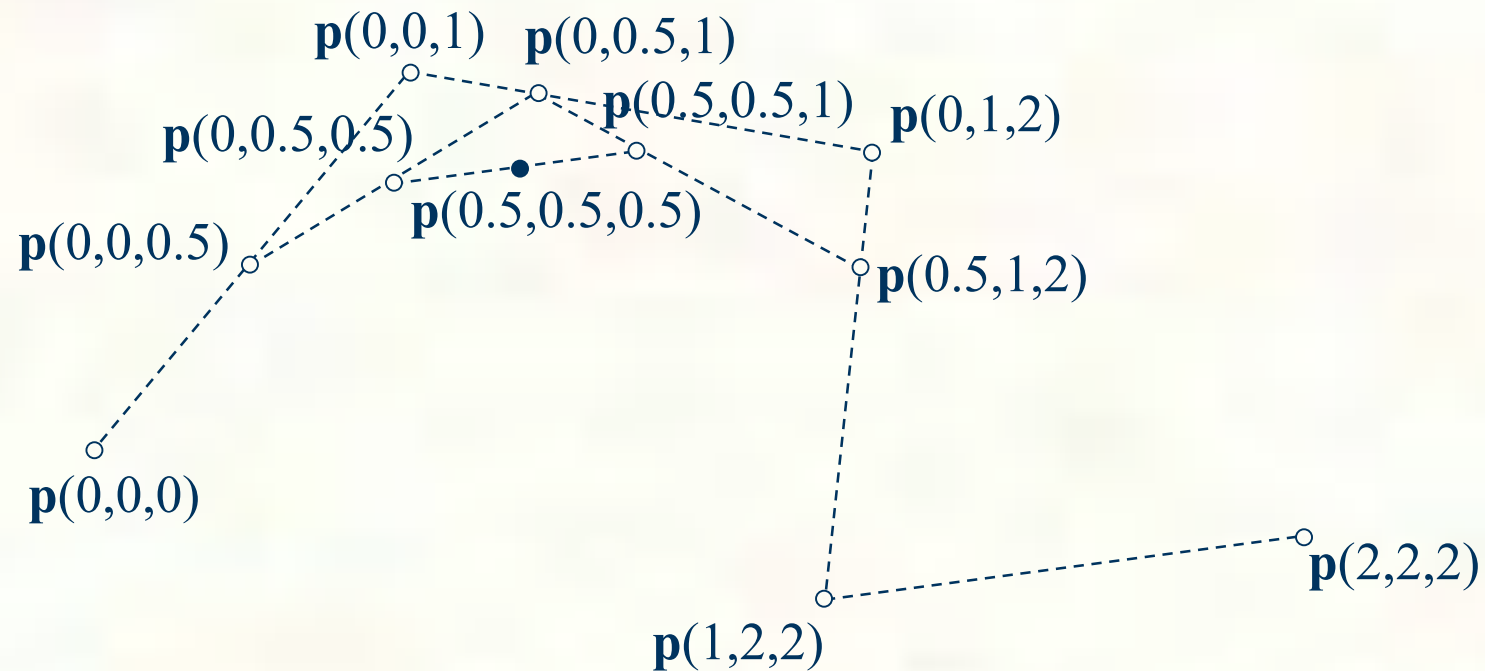


$$u = 0.5$$

$$\text{Knot vector} = [0,0,0,0.5,0.5,1,2,2,2]$$



Inserting a 3rd knot to get a point

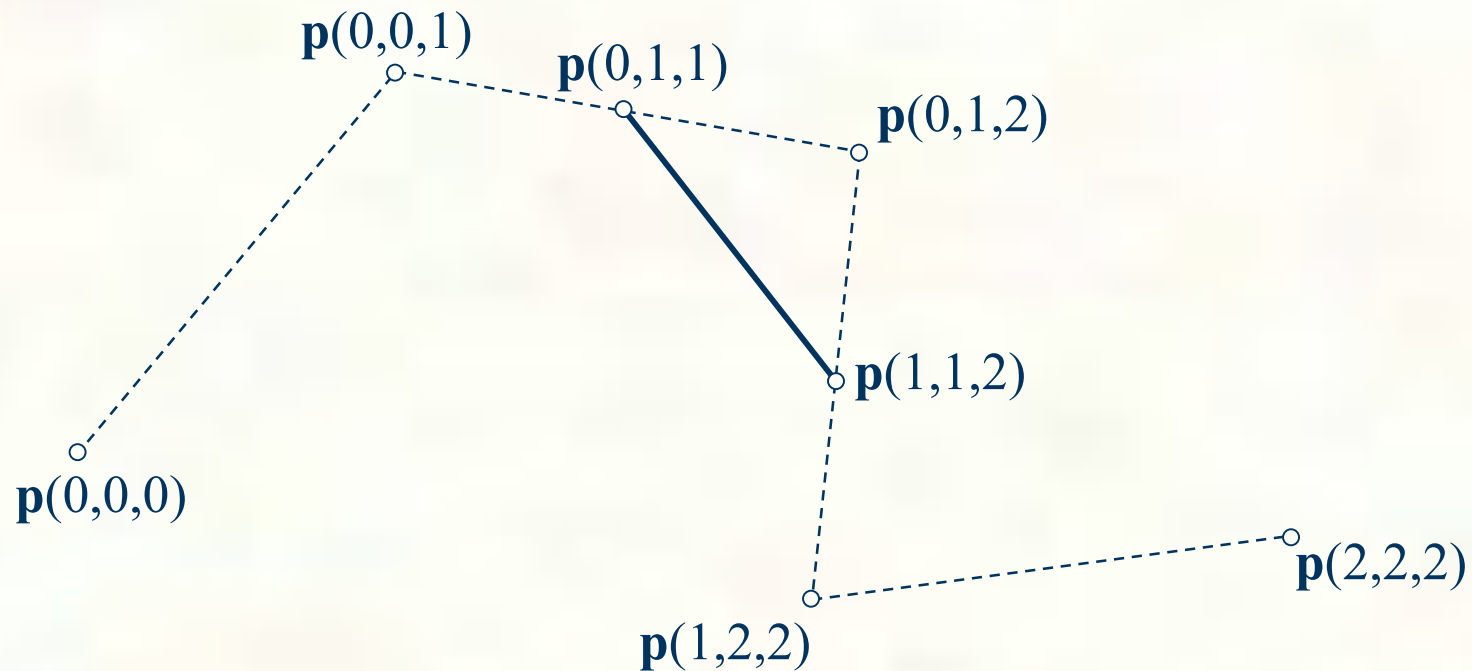


$$u = 0.5$$

$$\text{Knot vector} = [0,0,0,0.5,0.5,0.5,1,2,2,2]$$



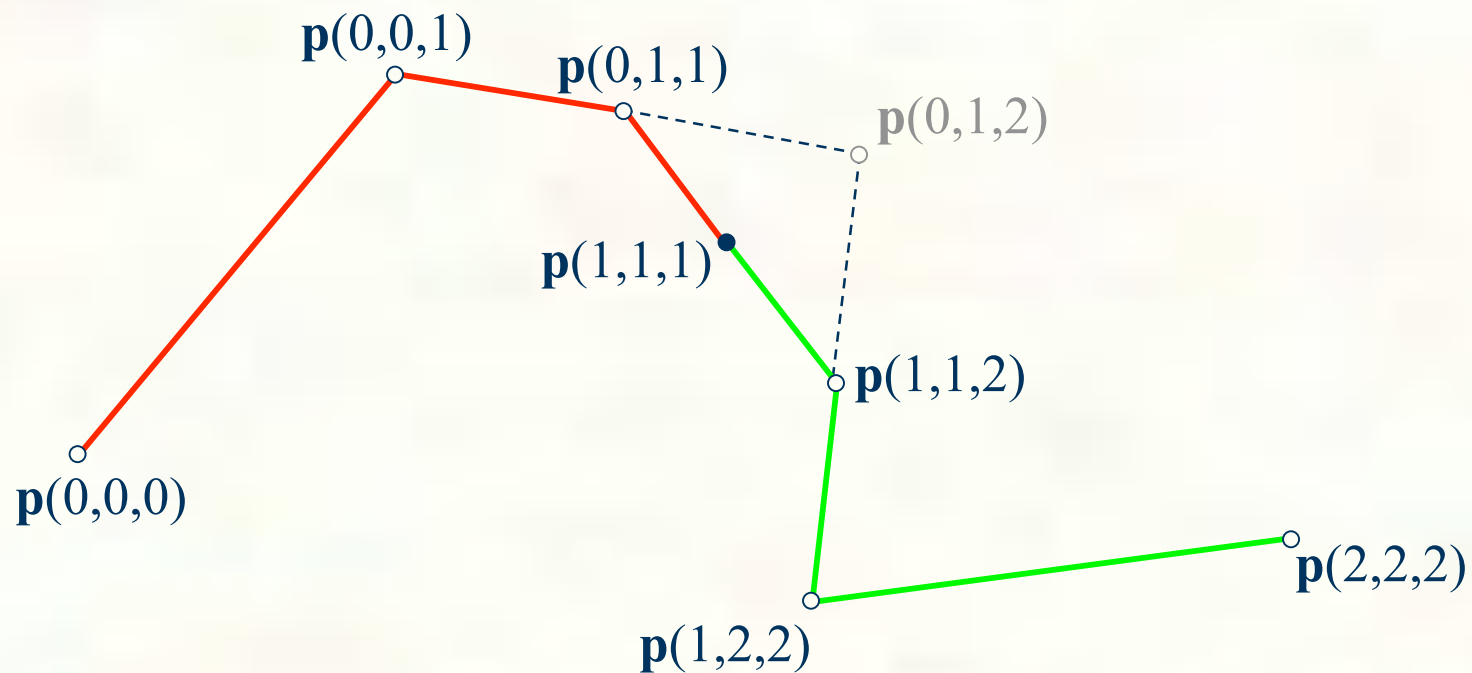
Recovering the Bézier curves



Knot vector = $[0, 0, 0, 1, 1, 2, 2, 2]$



Recovering the Bézier curves



Knot vector = $[0,0,0,1,1,1,2,2,2]$



B-Splines

- B-splines are a generalization of Bézier curves that allows grouping them together with continuity across the joints
- The B in B-splines stands for basis, they are based on a very general class of spline basis functions
- Splines is a term referring to composite parametric curves with guaranteed continuity
- The general form is similar to that of Bézier curves

Given $m + 1$ values u_i in parameter space (these are called **knots**), a degree n B-spline curve is given by:

$$\mathbf{p}(u) = \sum_{i=0}^{m-n-1} N_{i,n}(u) \mathbf{p}_i$$

$$N_{i,0}(u) = \begin{cases} 1 & u_i \leq u < u_{i+1} \\ 0 & \text{otherwise} \end{cases}$$

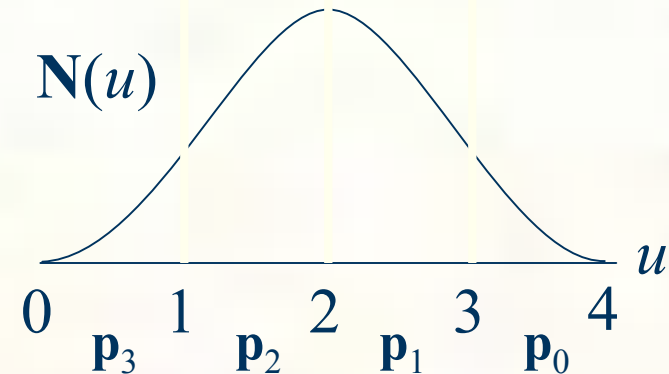
$$N_{i,n}(u) = \frac{u - u_i}{u_{i+n} - u_i} N_{i,n-1}(u) + \frac{u_{i+n+1} - u}{u_{i+n+1} - u_{i+1}} N_{i+1,n-1}(u)$$

where $m \geq i + n + 1$



Uniform periodic basis

- Let $N(u)$ be a global basis function for our uniform cubic B-splines
- $N(u)$ is piecewise cubic

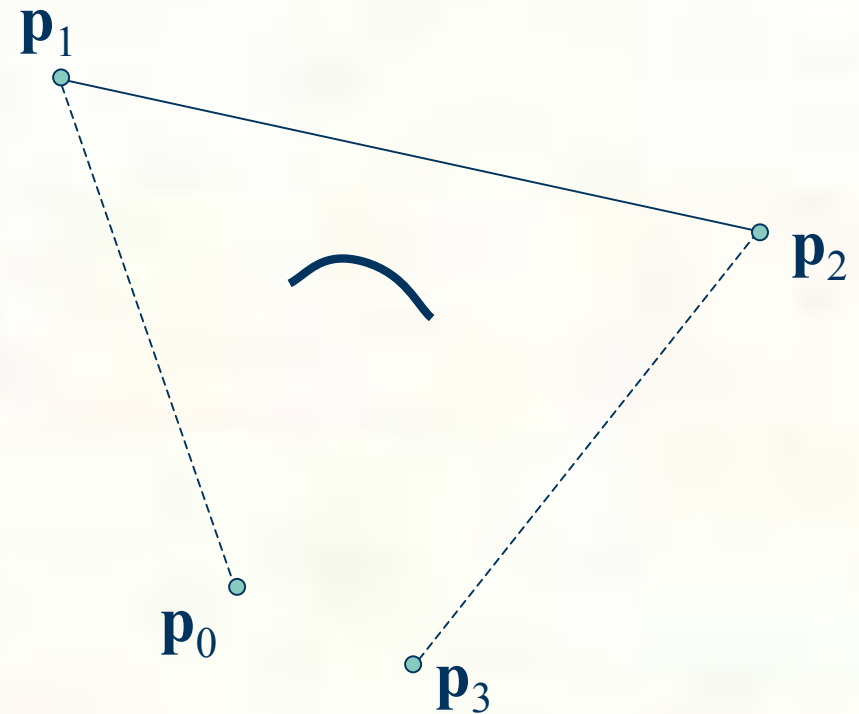


$$N(u) = \begin{cases} \frac{1}{6} u^3 & \text{if } u < 1 \\ -\frac{1}{2}(u-1)^3 + \frac{1}{2}(u-1)^2 + \frac{1}{2}(u-1) + \frac{1}{6} & \text{if } u < 2 \\ \frac{1}{2}(u-2)^3 - (u-2)^2 + \frac{2}{3} & \text{if } u < 3 \\ -\frac{1}{6}(u-3)^3 + \frac{1}{2}(u-3)^2 - \frac{1}{2}(u-3) + \frac{1}{6} & \text{otherwise} \end{cases} = \begin{cases} \frac{1}{6} u^3 & \text{if } u < 1 \\ -\frac{1}{2} u^3 + 2u^2 - 2u + \frac{2}{3} & \text{if } u < 2 \\ \frac{1}{2} u^3 - 4u^2 + 10u - \frac{22}{3} & \text{if } u < 3 \\ -\frac{1}{6} u^3 + 2u^2 - 8u + \frac{32}{3} & \text{otherwise} \end{cases}$$

$$\mathbf{p}(u) = N(u) \mathbf{p}_3 + N(u+1) \mathbf{p}_2 + N(u+2) \mathbf{p}_1 + N(u+3) \mathbf{p}_0$$



Uniform periodic B-Spline



$$\mathbf{p}(u) = \begin{pmatrix} -1/6u^3 + 1/2u^2 - 1/2u + 1/6 \\ 1/2u^3 - u^2 + 2/3 \\ -1/2u^3 + 1/2u^2 + 1/2u + 1/6 \\ 1/6u^3 \end{pmatrix} \mathbf{p}_0 + \begin{pmatrix} 1/2u^3 - u^2 + 2/3 \\ 1/2u^3 - u^2 + 2/3 \\ -1/2u^3 + 1/2u^2 + 1/2u + 1/6 \\ 1/6u^3 \end{pmatrix} \mathbf{p}_1 + \begin{pmatrix} -1/6u^3 + 1/2u^2 - 1/2u + 1/6 \\ 1/2u^3 - u^2 + 2/3 \\ -1/2u^3 + 1/2u^2 + 1/2u + 1/6 \\ 1/6u^3 \end{pmatrix} \mathbf{p}_2 + \begin{pmatrix} -1/6u^3 + 1/2u^2 - 1/2u + 1/6 \\ 1/2u^3 - u^2 + 2/3 \\ -1/2u^3 + 1/2u^2 + 1/2u + 1/6 \\ 1/6u^3 \end{pmatrix} \mathbf{p}_3$$