

! This class has been made inactive. No posts will be allowed until an instructor reactivates the class.

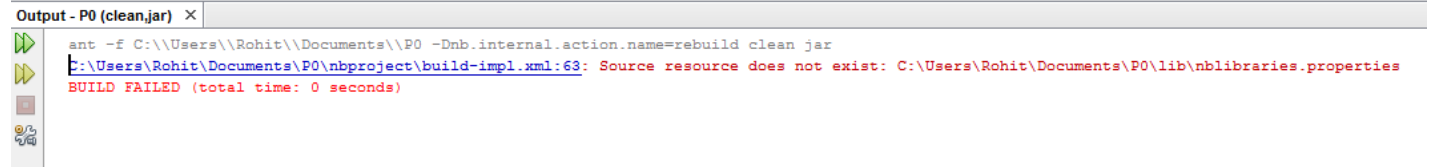
note

65 views

Question posed on Project P0 -- get error when building P0

Hello Professor,

Here's the error that I found. I got this error trying to run a CLEAN BUILD on NetBeans. If I just run the program by pressing the green arrow, the program runs without any problem. I am new to NetBeans so I might not want to be doing a clean build. Either way, here is the error that I received.



The screenshot shows the NetBeans Output window titled "Output - P0 (clean.jar)". The output text is as follows:

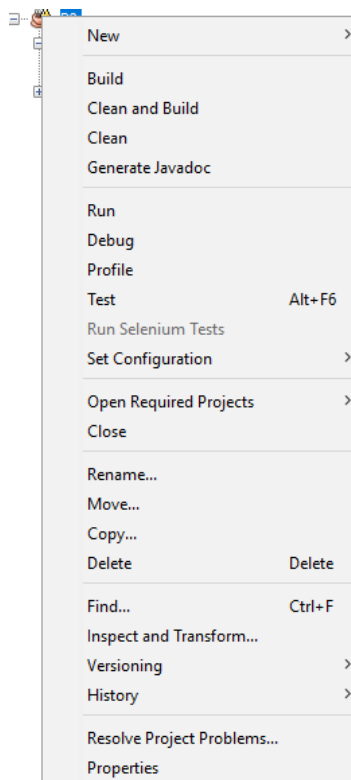
```
ant -f C:\Users\Rohit\Documents\P0 -Dnb.internal.action.name=rebuild clean jar
E:\Users\Rohit\Documents\P0\nbproject\build-impl.xml:63: Source resource does not exist: C:\Users\Rohit\Documents\P0\lib\nblibraries.properties
BUILD FAILED (total time: 0 seconds)
```

Correct. The fix is:

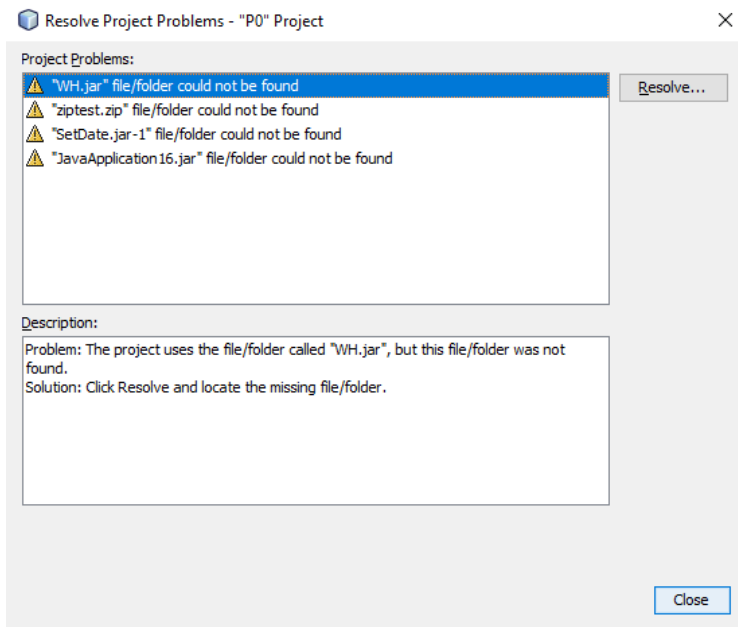
- don't build the project
- don't clean the project
- repair it (read on)

You need to repair the project -- not exactly obvious, now that you ask. So here goes:

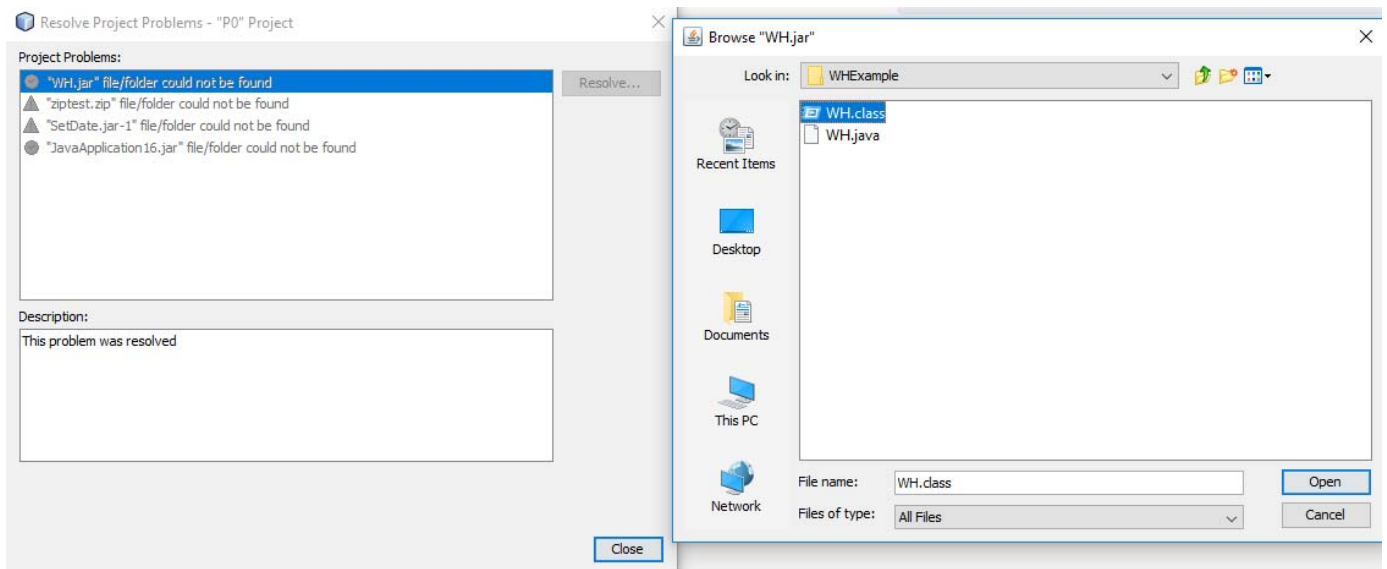
1. Look at the Projects Window in NetBeans (which you can opened by "control-1", or at the top Window->Project)
2. Right-click on Project P0, you'll get this drop-down menu:



3. Select from this menu **"Resolve Project Problems..."** second from the bottom. Doing so you will see the Project Problems:



4. All solutions to these problems are given to you in the **P0/Needed** directory. For example, to resolve the "WH.jar" file you locate the **P0/Needed** directory and within it the **WHExample** directory, within it you'll find **WH.class** file. Click the WH.class file, and you've resolved the WH.jar "problem".



5. Do the same for the remaining "problems".

p0