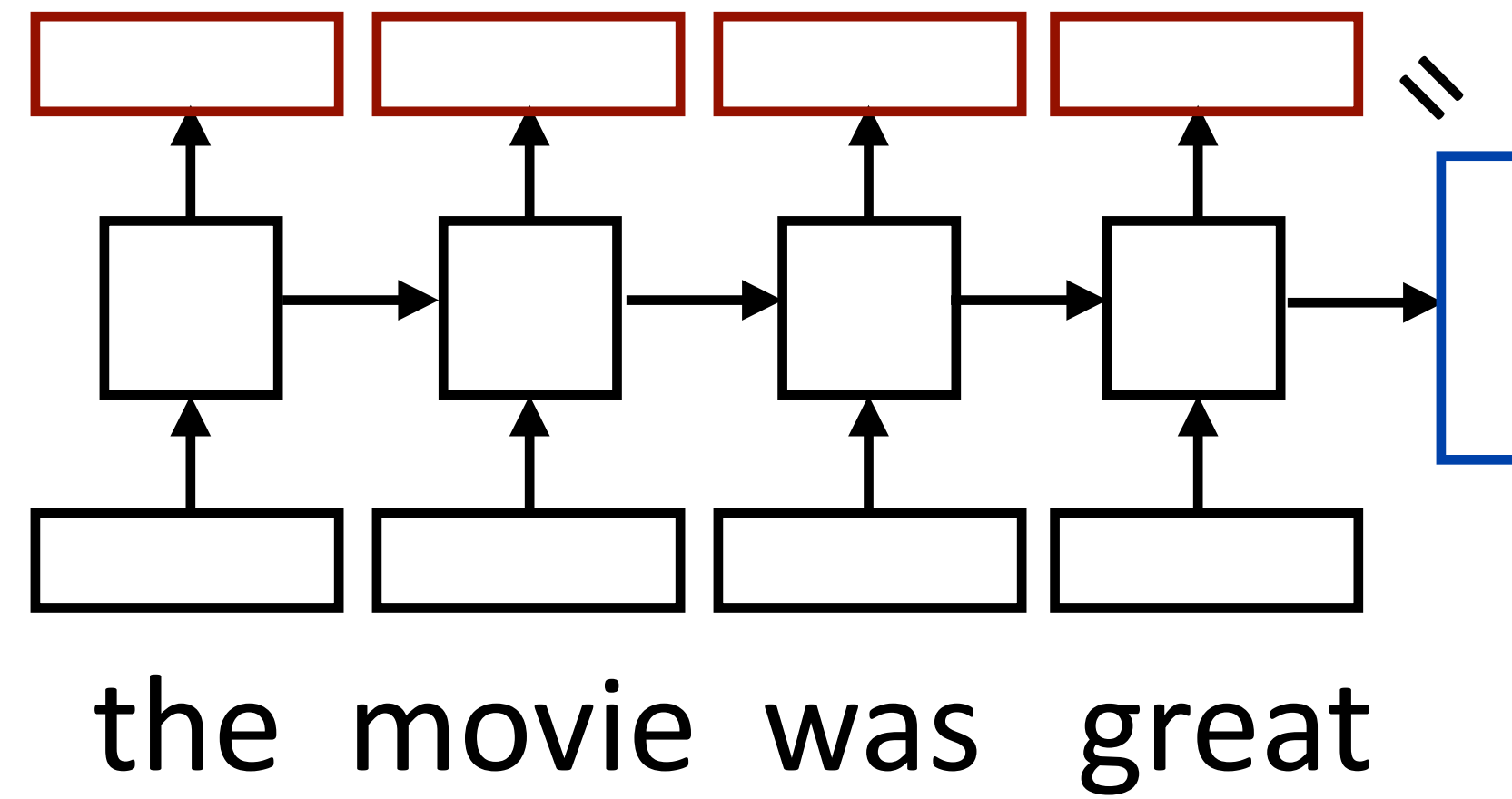


Using RNNs



What do RNNs produce?

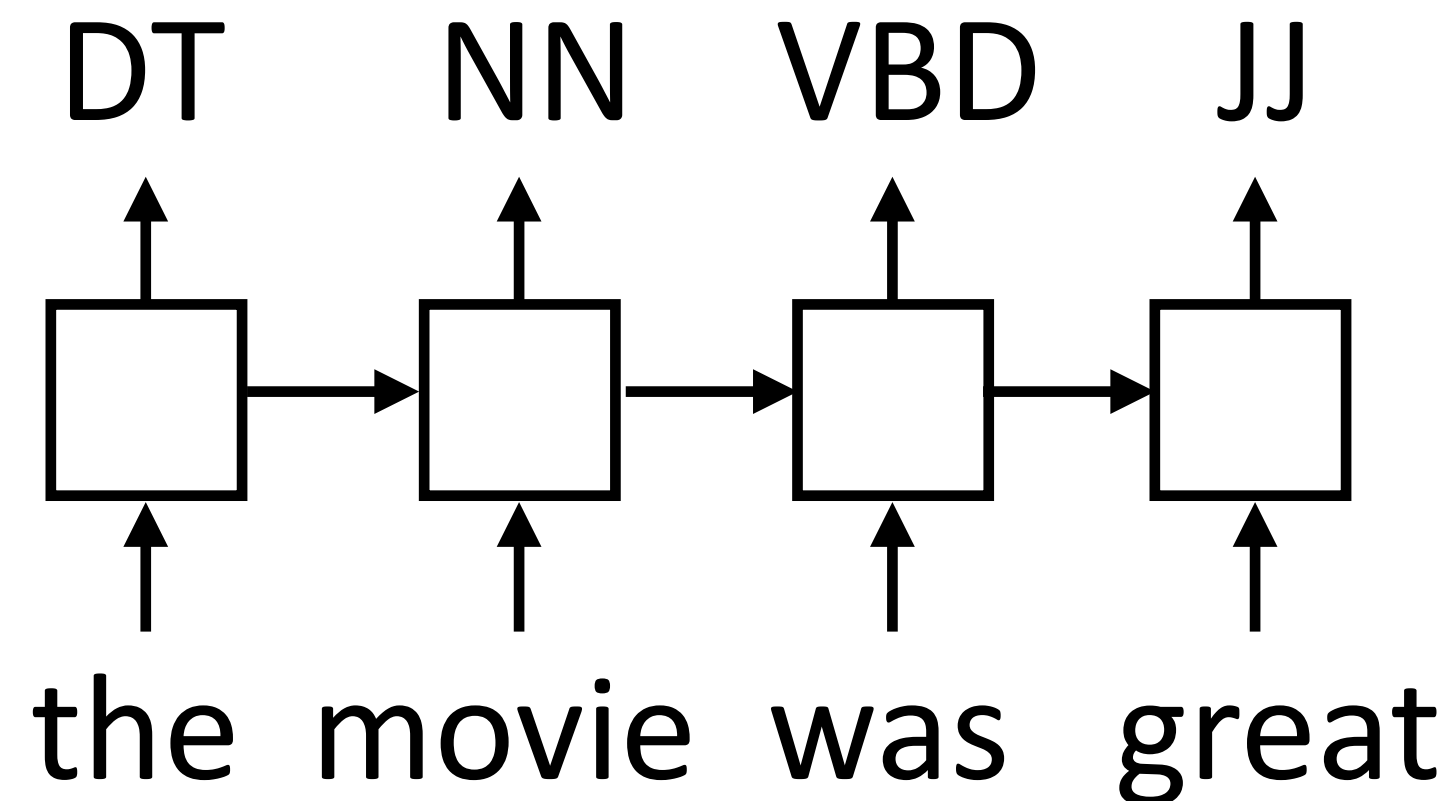


- ▶ **Encoding of the sentence** (final h_i/c_i) — can pass this a decoder or make a classification decision about the sentence
- ▶ **Encoding of each word** (each h_i) — can pass this to another layer to make a prediction (can also pool these to get a different sentence encoding)
- ▶ RNN can be viewed as a transformation of a sequence of vectors into a sequence of context-dependent vectors



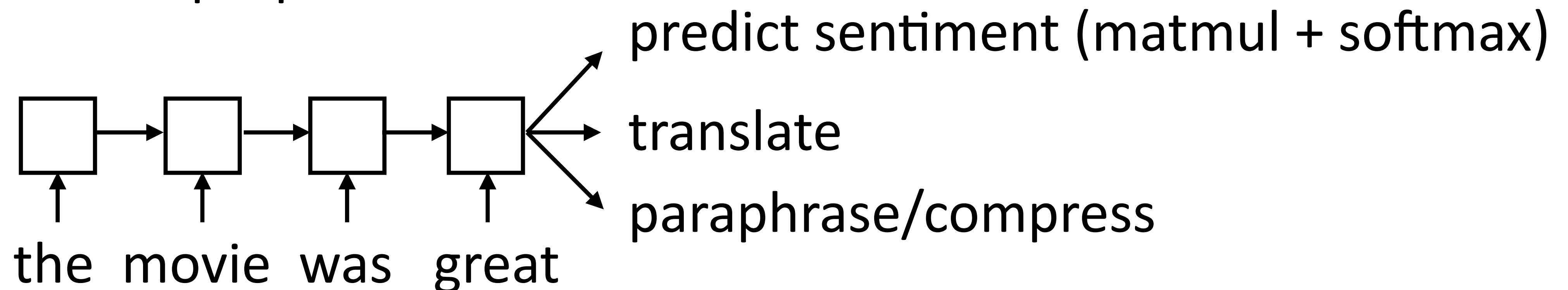
RNN Uses

- ▶ Transducer: make some prediction for each element in a sequence



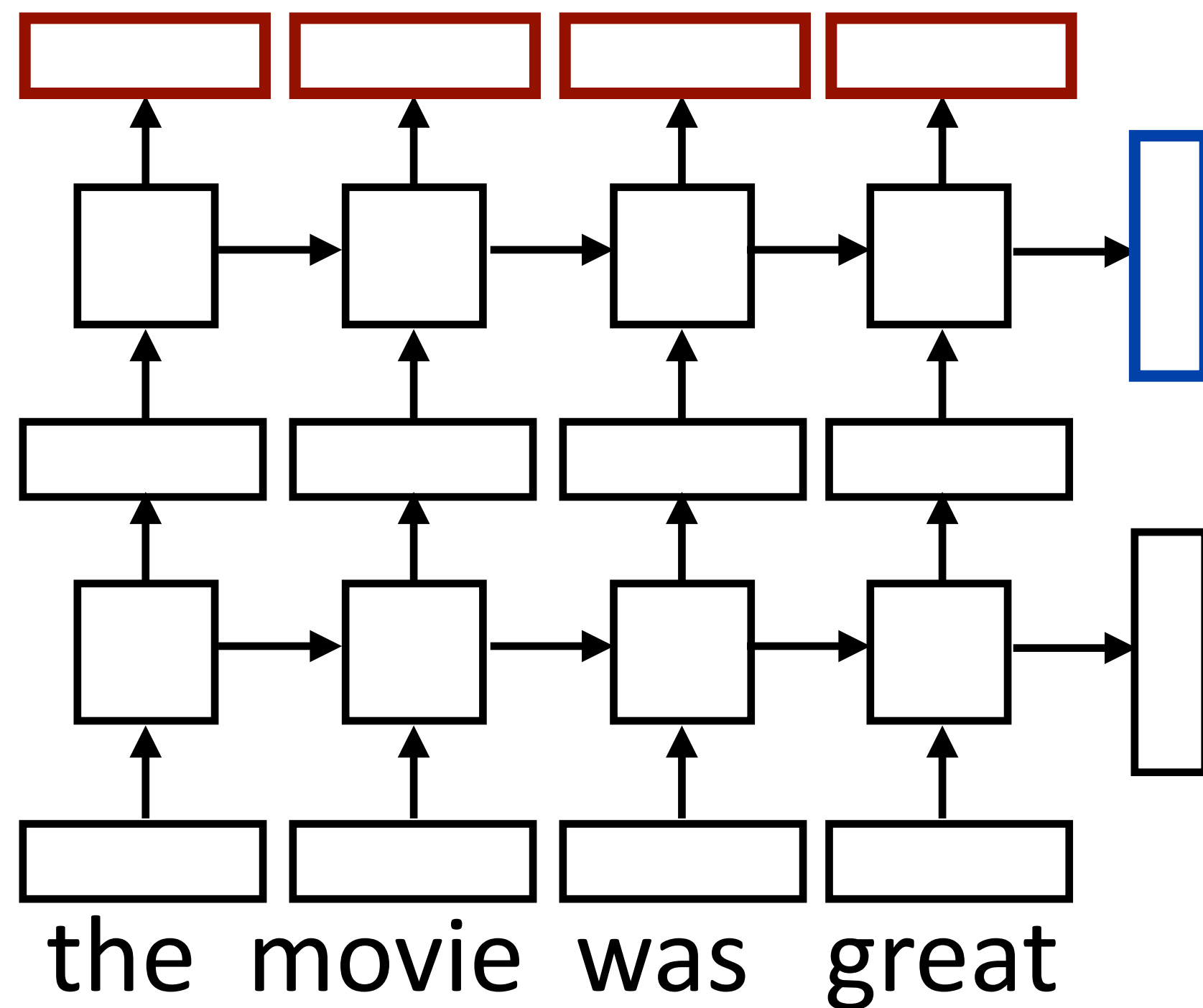
output \mathbf{y} = score for each tag, then softmax

- ▶ Acceptor/encoder: encode a sequence into a fixed-sized vector and use that for some purpose

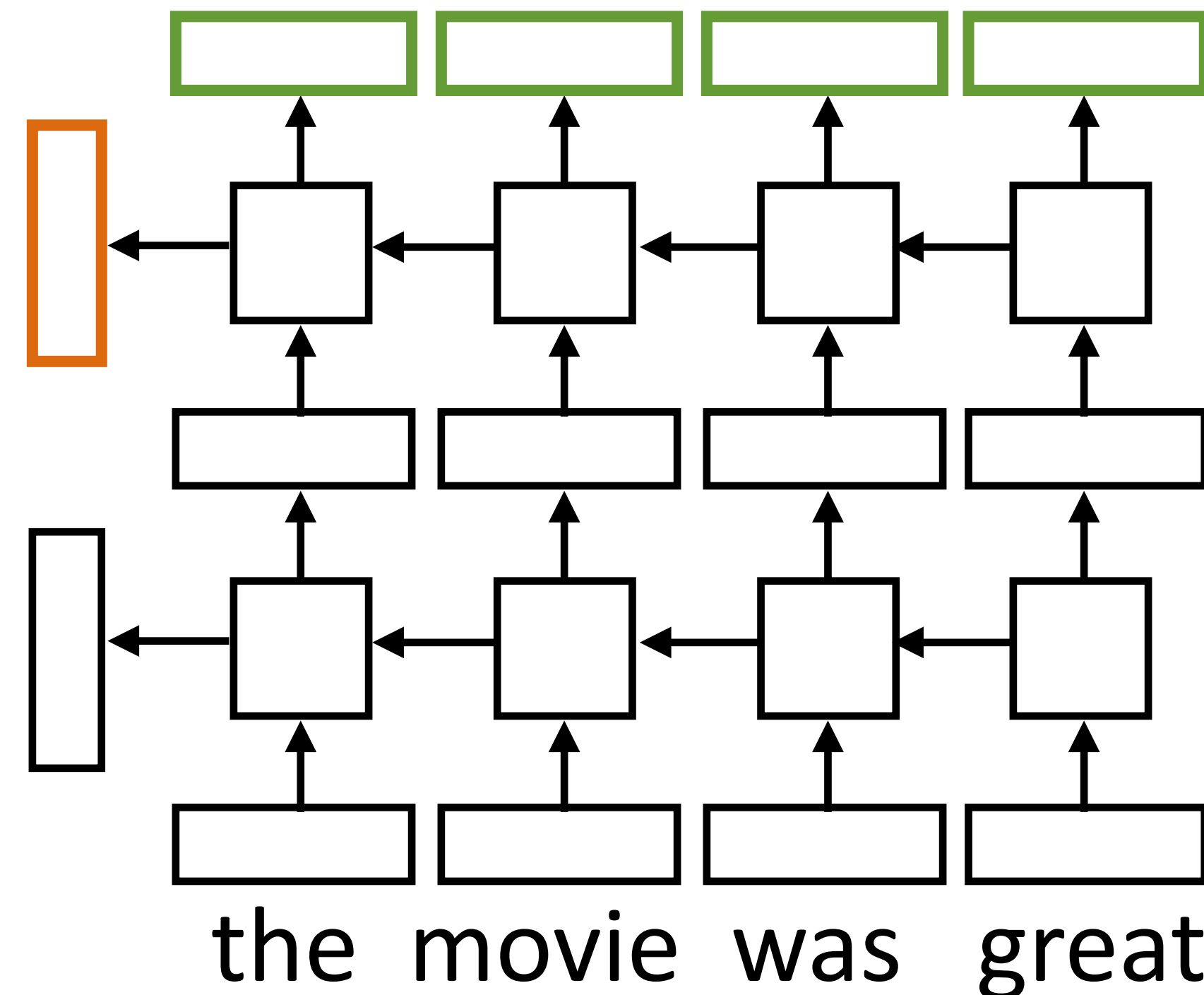




Multilayer Bidirectional RNN



- Sentence classification based on concatenation of both final outputs

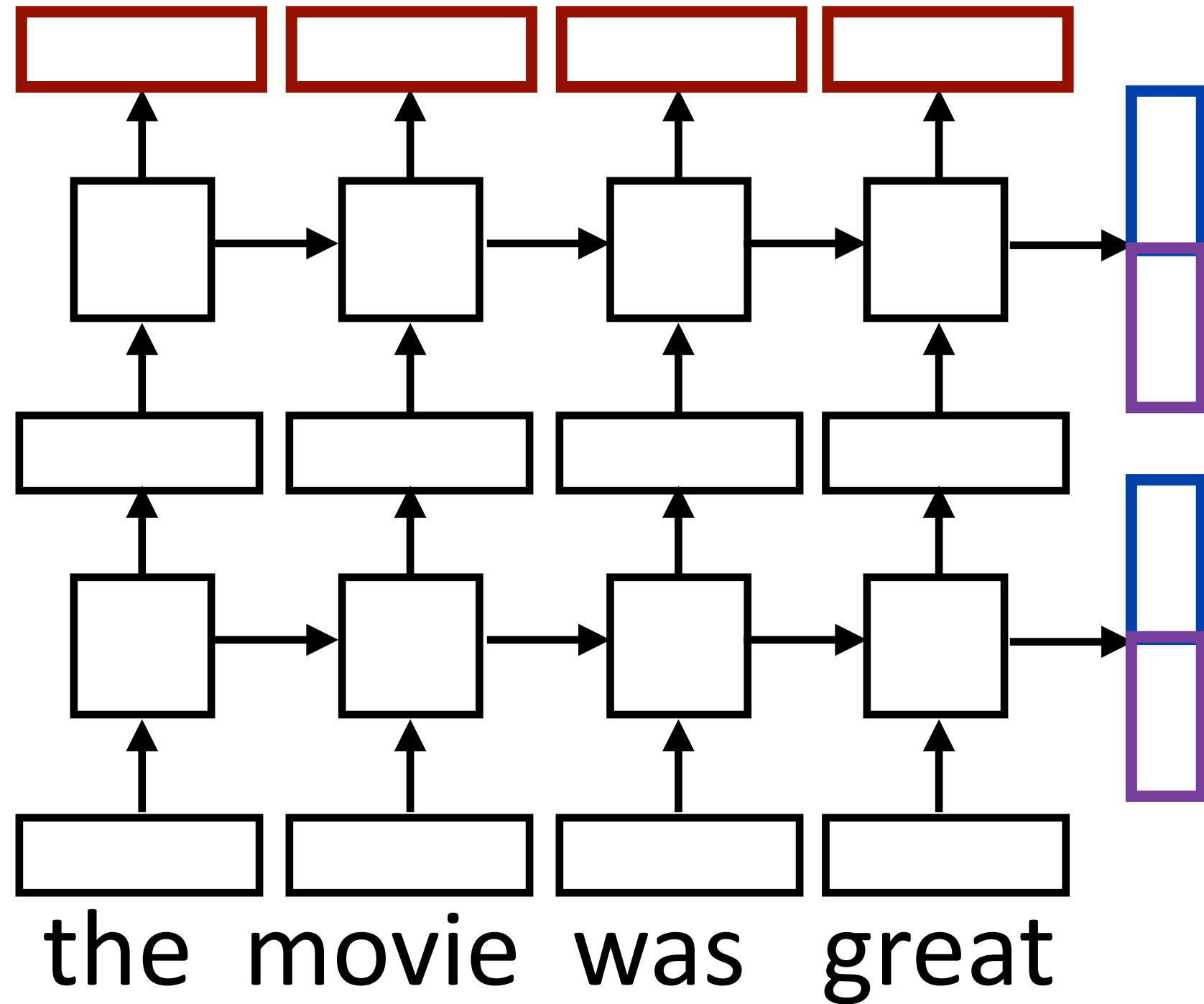


- Token classification based on concatenation of both directions' token representations





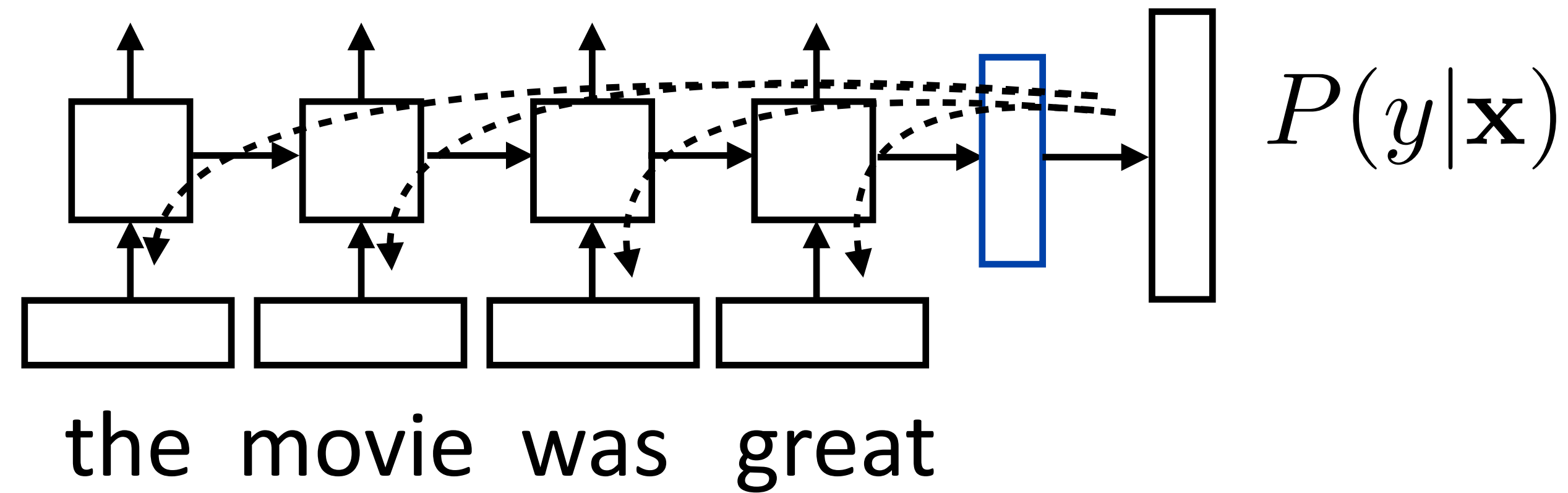
What do LSTMs return in PyTorch?



- ▶ **Hidden/cell** states are a 2-tuple, tensors of size $[\text{num_layers} * \text{num_directions}, \text{batch size}, \text{dimensionality}]$
 - ▶ 2x1xdim here
- ▶ **Outputs** are a single tensor of size $[\text{seq_len}, \text{batch size}, \text{num_directions} * \text{hidden_size}]$
 - ▶ 4x1xdim here



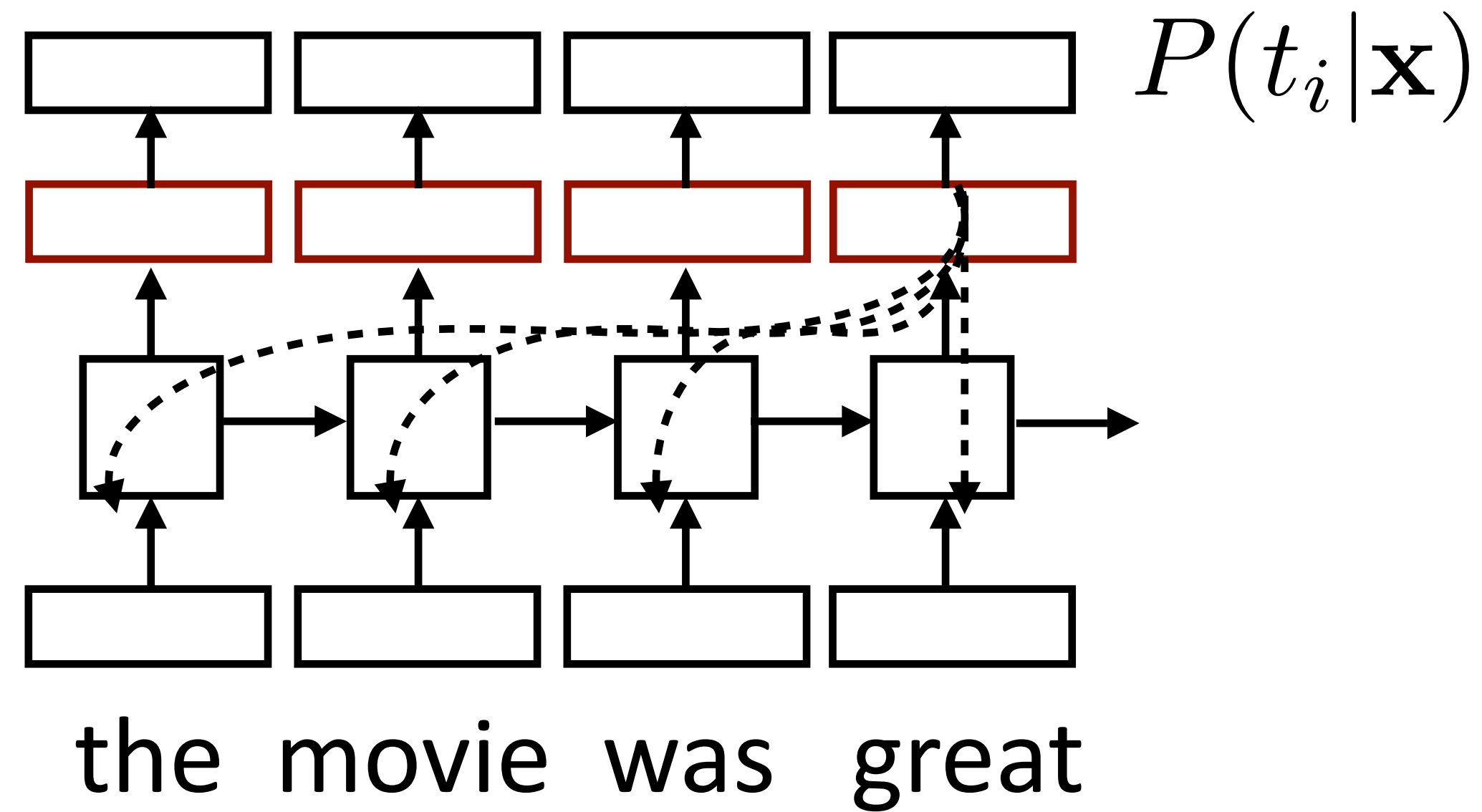
Training RNNs



- ▶ Loss = negative log likelihood of probability of gold label (or use SVM or other loss)
- ▶ Backpropagate through entire network, RNN parameters get a gradient update from each timestep
- ▶ Example: sentiment analysis



Training RNNs

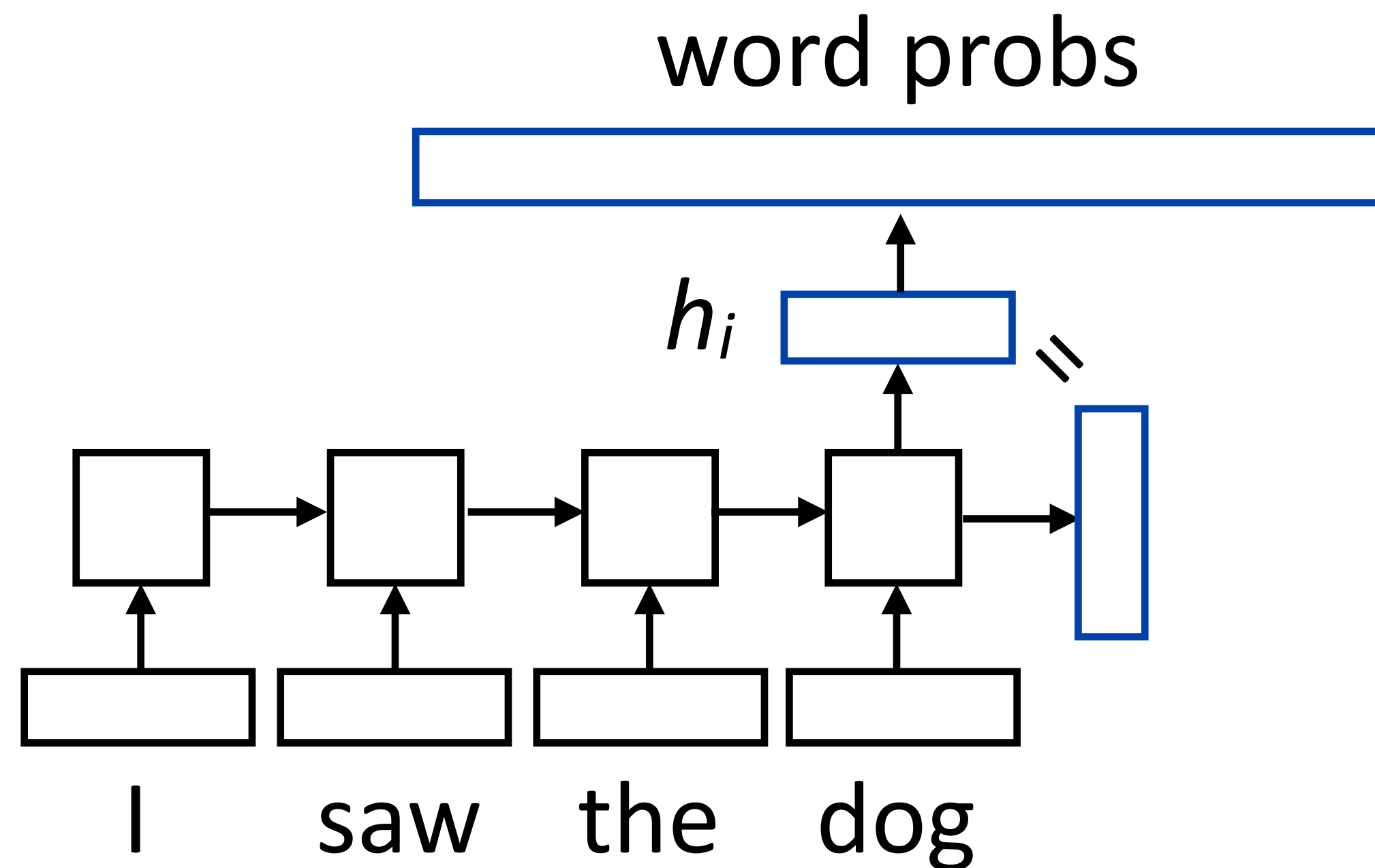


- ▶ Loss = negative log likelihood of probability of gold predictions, summed over the tags
- ▶ Loss terms filter back through network
- ▶ Example: language modeling (predict next word given context)

RNN Language Modeling



RNN Language Modeling



$$P(w|\text{context}) = \frac{\exp(\mathbf{w} \cdot \mathbf{h}_i)}{\sum_{w'} \exp(\mathbf{w}' \cdot \mathbf{h}_i)}$$

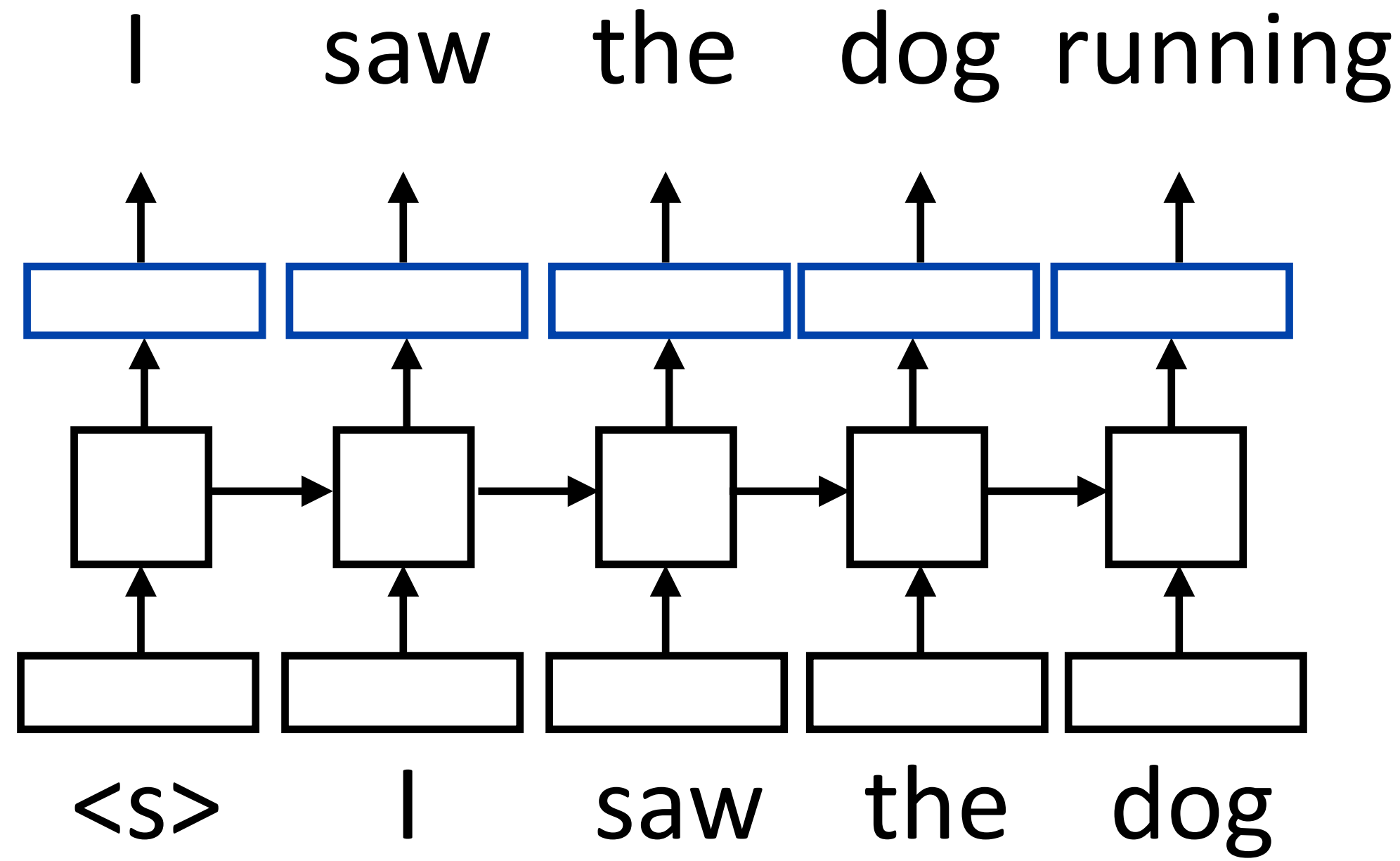
equivalent to

$$P(w|\text{context}) = \text{softmax}(W\mathbf{h}_i)$$

- ▶ W is a (vocab size) x (hidden size) matrix; linear layer in PyTorch (rows are word embeddings)



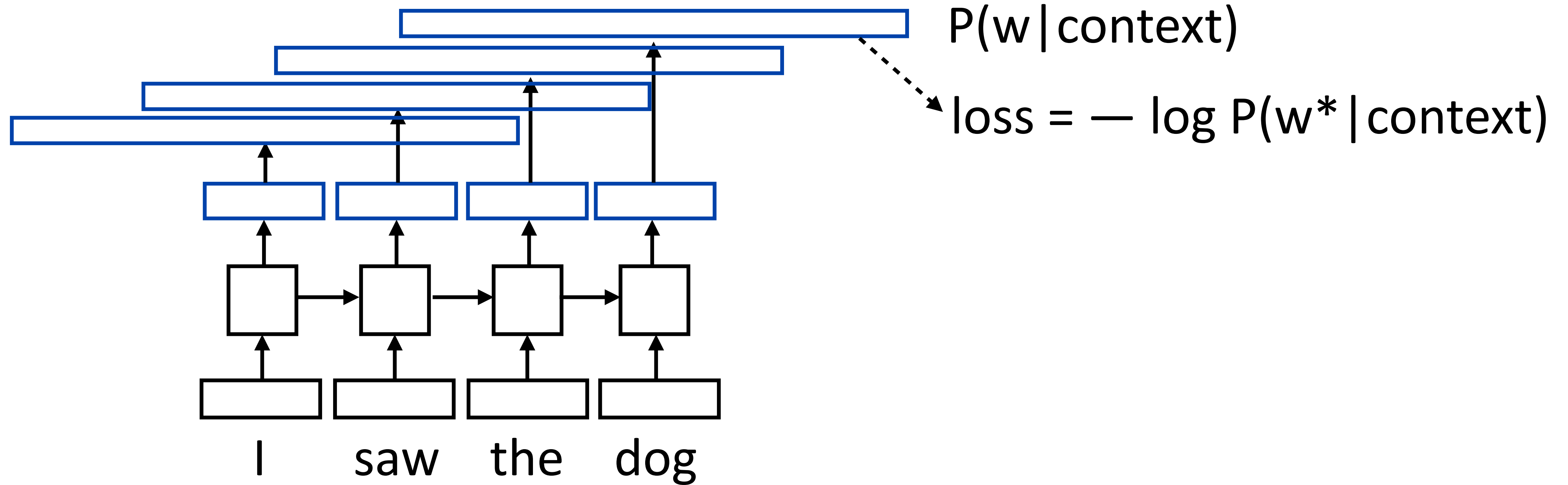
Training RNNLMs



- ▶ Input is a sequence of words, output is those words shifted by one,
- ▶ Allows us to train on predictions across several timesteps simultaneously (similar to batching but this is NOT what we refer to as batching)



Training RNNLMs



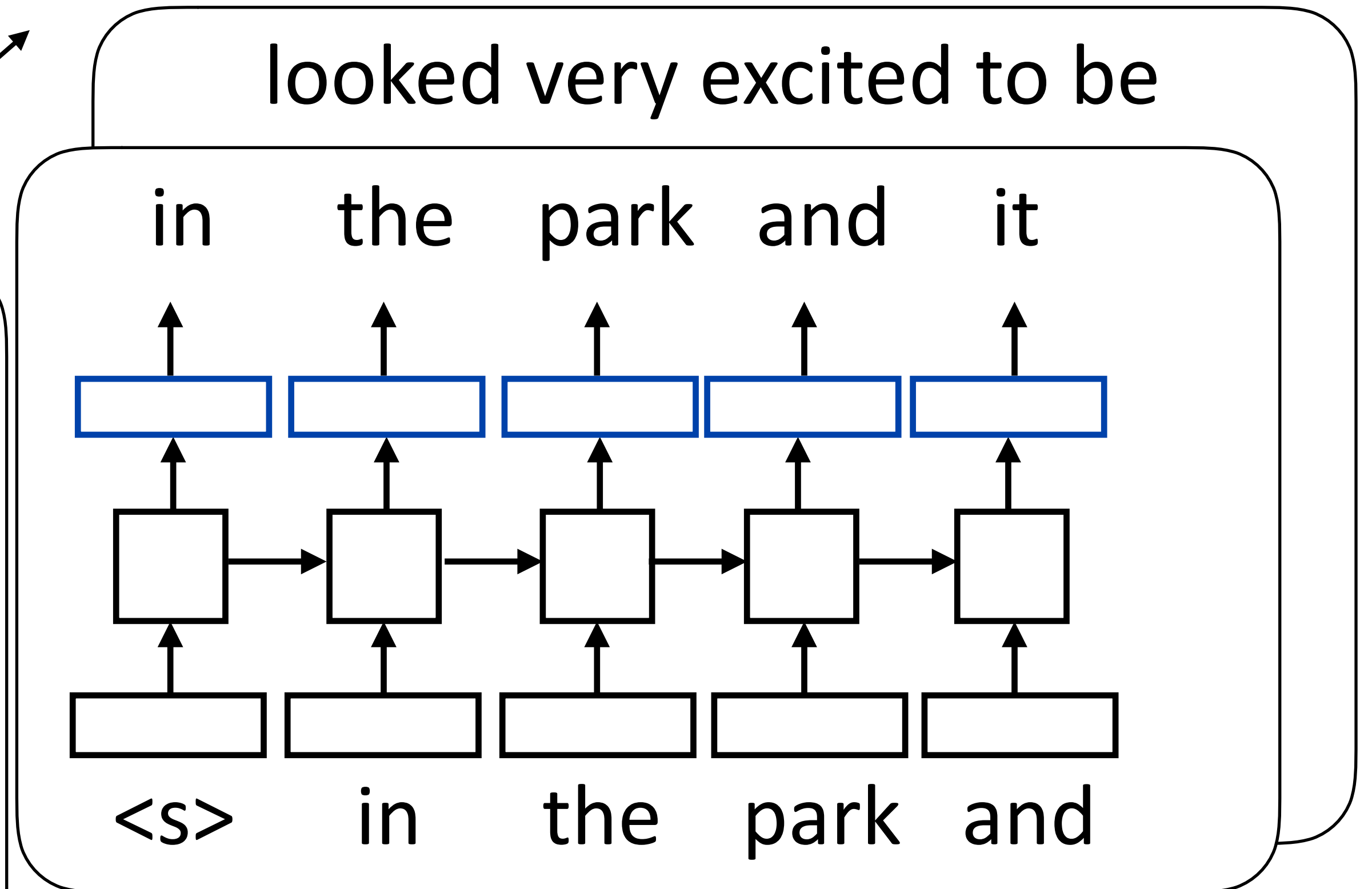
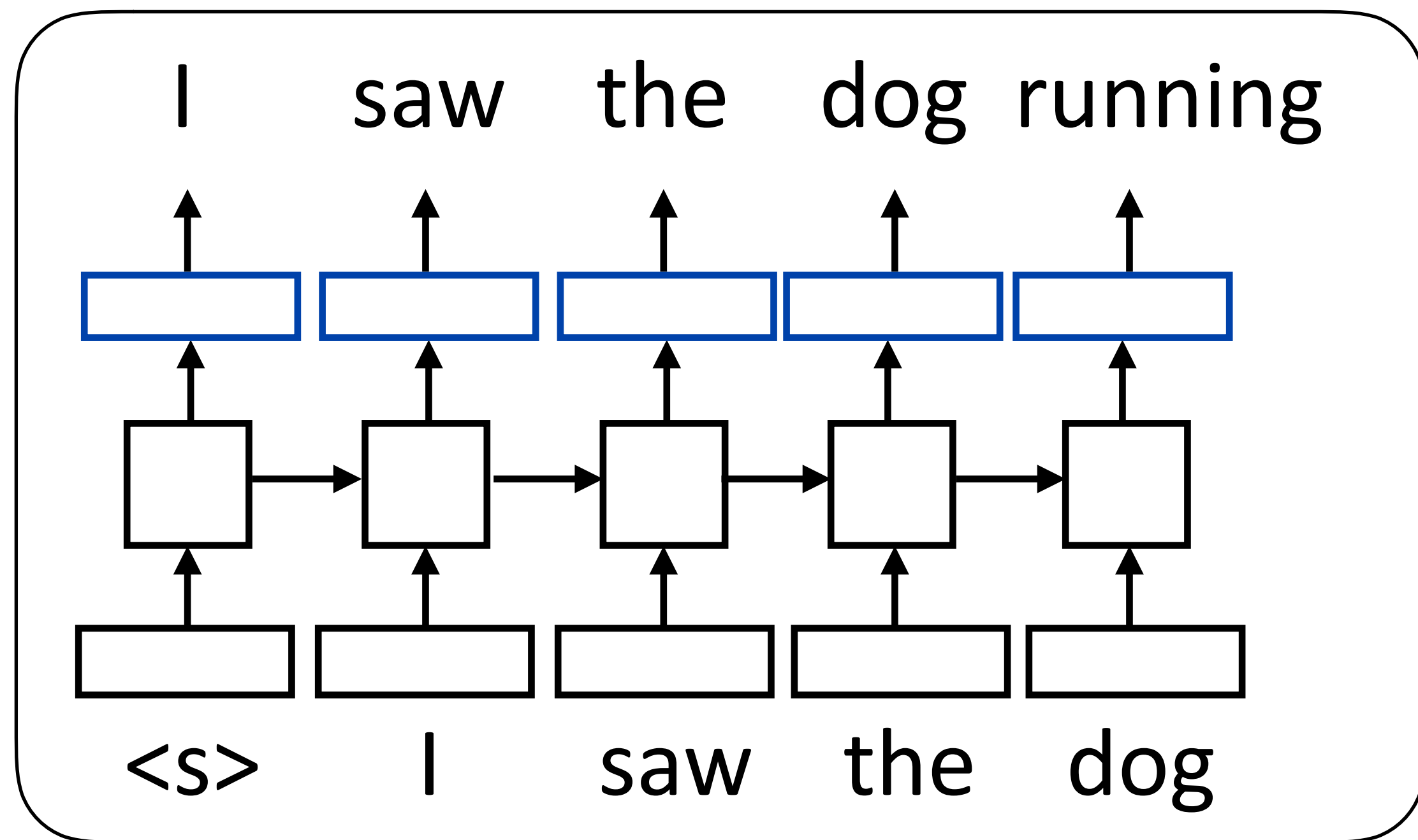
- ▶ Total loss = sum of negative log likelihoods at each position
- ▶ In PyTorch: simply add the losses together and call `.backward()`



Batched LM Training

I saw the dog running in the park and it looked very excited to be there

batch dim

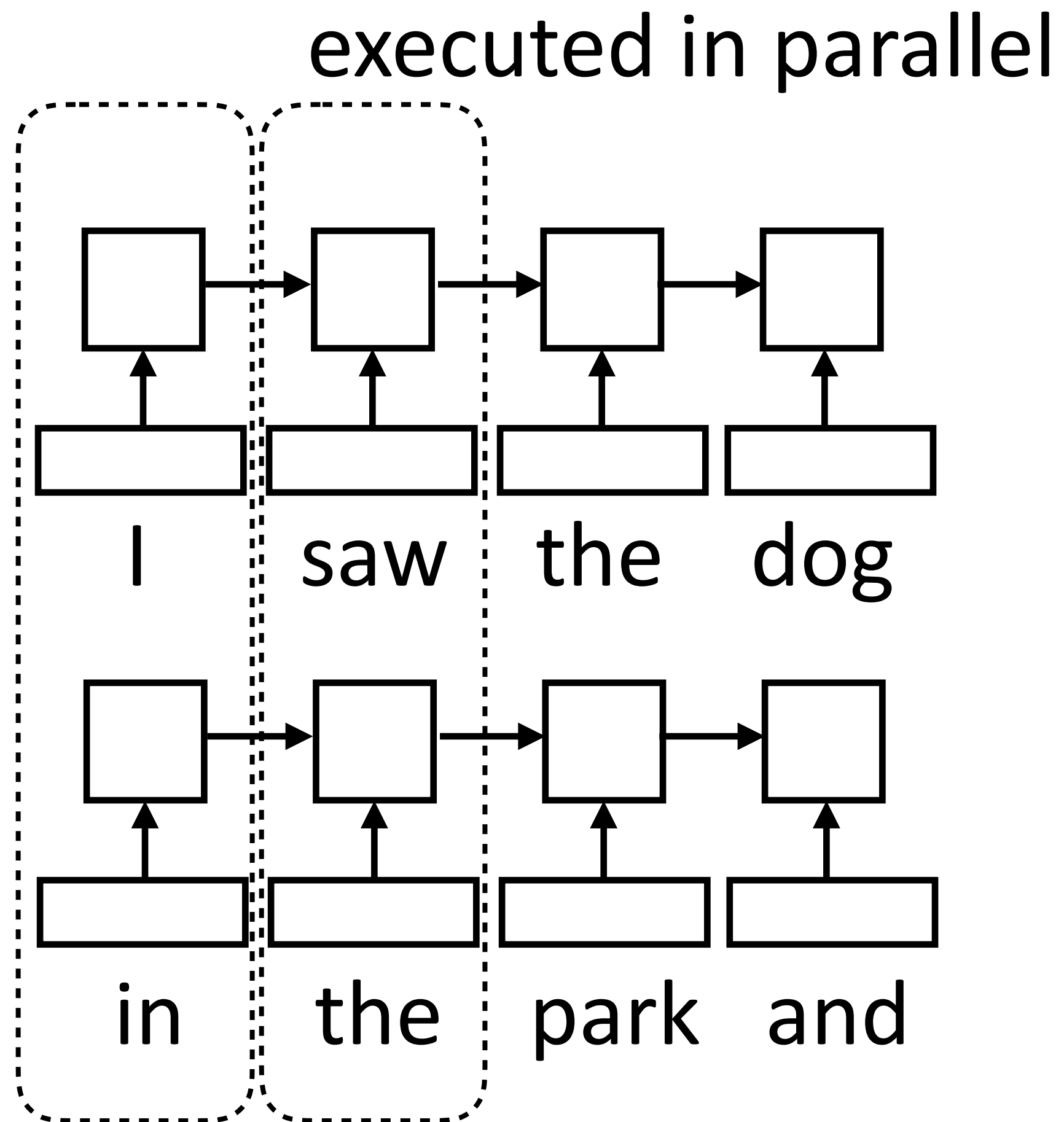


- ▶ Multiple sequences **and** multiple timesteps per sequence



Batched LM Training

- ▶ `torch.nn.LSTM` / `torch.nn.GRU`: expect input in [seq len, batch, word dim] format



- ▶ Input: [4, 2, dim]
- ▶ Cannot parallelize across timesteps of RNN since output depends on previous timesteps, so using larger batches gives better parallelism



Other Implementation Details

- ▶ `torch.nn.Embedding`: maps sequence of word indices to vectors
 - ▶ `[126, 285] -> [[0.1, -0.07, 1.2], [-2.3, 0.2, 1.4]]`
 - ▶ Moves from [sequence length] vector of indices -> [seq len, dim] tensor or [batch, sequence length] matrix -> [batch, seq len, dim tensor]



LM Evaluation

- ▶ Accuracy doesn't make sense — predicting the next word is generally impossible so accuracy values would be very low
- ▶ Evaluate LMs on the likelihood of held-out data (averaged to normalize for length)

$$\frac{1}{n} \sum_{i=1}^n \log P(w_i | w_1, \dots, w_{i-1})$$

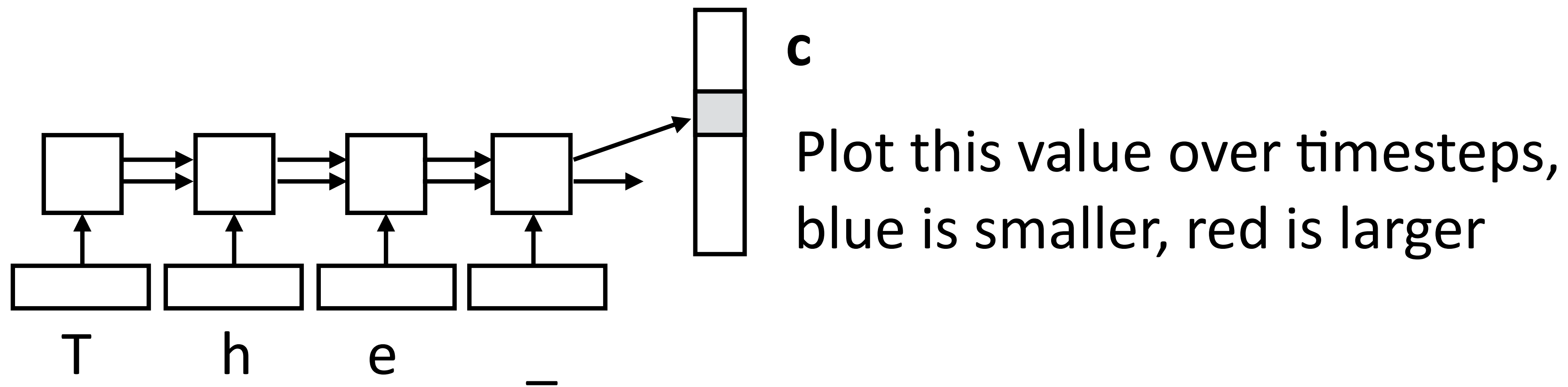
- ▶ Perplexity: $\exp(\text{average negative log likelihood})$. Lower is better
 - ▶ Suppose we have probs $1/4, 1/3, 1/4, 1/3$ for 4 predictions
 - ▶ Avg NLL (base e) = 1.242 Perplexity = 3.464 \Leftarrow geometric mean of denominators

Visualizing LSTM LMs



Visualizing LSTMs

- ▶ Train character LSTM language model (predict next character based on history) over two datasets: War and Peace and Linux kernel source code
- ▶ Visualize activations of specific cells (components of c) to understand them





Visualizing LSTMs

- ▶ Train character LSTM language model (predict next character based on history) over two datasets: War and Peace and Linux kernel source code
- ▶ Visualize activations of specific cells (components of c) to understand them
- ▶ Counter: know when to generate $\backslash n$

The sole importance of the crossing of the Berezina lies in the fact that it plainly and indubitably proved the fallacy of all the plans for cutting off the enemy's retreat and the soundness of the only possible line of action--the one Kutuzov and the general mass of the army demanded--namely, simply to follow the enemy up. The French crowd fled at a continually increasing speed and all its energy was directed to reaching its goal. It fled like a wounded animal and it was impossible to block its path. This was shown not so much by the arrangements it made for crossing as by what took place at the bridges. When the bridges broke down, unarmed soldiers, people from Moscow and women with children who were with the French transport, all--carried on by vis inertiae--pressed forward into boats and into the ice-covered water and did not, surrender.



Visualizing LSTMs

- ▶ Train *character* LSTM language model (predict next character based on history) over two datasets: War and Peace and Linux kernel source code
- ▶ Visualize activations of specific cells to see what they track
- ▶ Binary switch: tells us if we're in a quote or not

"You mean to imply that I have nothing to eat out of.... On the contrary, I can supply you with everything even if you want to give dinner parties," warmly replied Chichagov, who tried by every word he spoke to prove his own rectitude and therefore imagined Kutuzov to be animated by the same desire.

Kutuzov, shrugging his shoulders, replied with his subtle penetrating smile: "I meant merely to say what I said."



Visualizing LSTMs

- ▶ Train *character* LSTM language model (predict next character based on history) over two datasets: War and Peace and Linux kernel source code
- ▶ Visualize activations of specific cells to see what they track
- ▶ Stack: activation based on indentation

```
#ifdef CONFIG_AUDITSYSCALL
static inline int audit_match_class_bits(int class, u32 *mask)
{
    int i;
    if (classes[class]) {
        for (i = 0; i < AUDIT_BITMASK_SIZE; i++)
            if (mask[i] & classes[class][i])
                return 0;
    }
    return 1;
}
```




Visualizing LSTMs

- ▶ Train *character* LSTM language model (predict next character based on history) over two datasets: War and Peace and Linux kernel source code
- ▶ Visualize activations of specific cells to see what they track
- ▶ Uninterpretable: probably doing double-duty, or only makes sense in the context of another activation

```
/* Unpack a filter field's string representation from user-space
 * buffer. */
char *audit_unpack_string(void **bufp, size_t *remain, size_t len)
{
    char *str;
    if (!*bufp || (len == 0) || (len > *remain))
        return ERR_PTR(-EINVAL);
    /* Of the currently implemented string fields, PATH_MAX
     * defines the longest valid length.
     */
}
```



State-of-the-art LMs

- ▶ Good LSTM LMs have ~27M params, 4-5 layers
- ▶ Kneser-Ney 5-gram model with cache: PPL = 125.7
- ▶ LSTM: PPL ~ 60-80 (depending on how much you optimize it)
- ▶ LSTM character-level: PPL ~1.5 (205 character vocab)
- ▶ Better language models using transformers (will discuss after MT)

Assessing the Ability of LSTMs to Learn Syntax-Sensitive Dependencies



Predicting Subject-Verb Agreement

- ▶ Predict whether a verb should be singular or plural

The roses **are** red

The chair **is** red

- ▶ Challenging because there can be preposition phrases, relative clauses, etc. in between (*attractors*) that confuse the model:

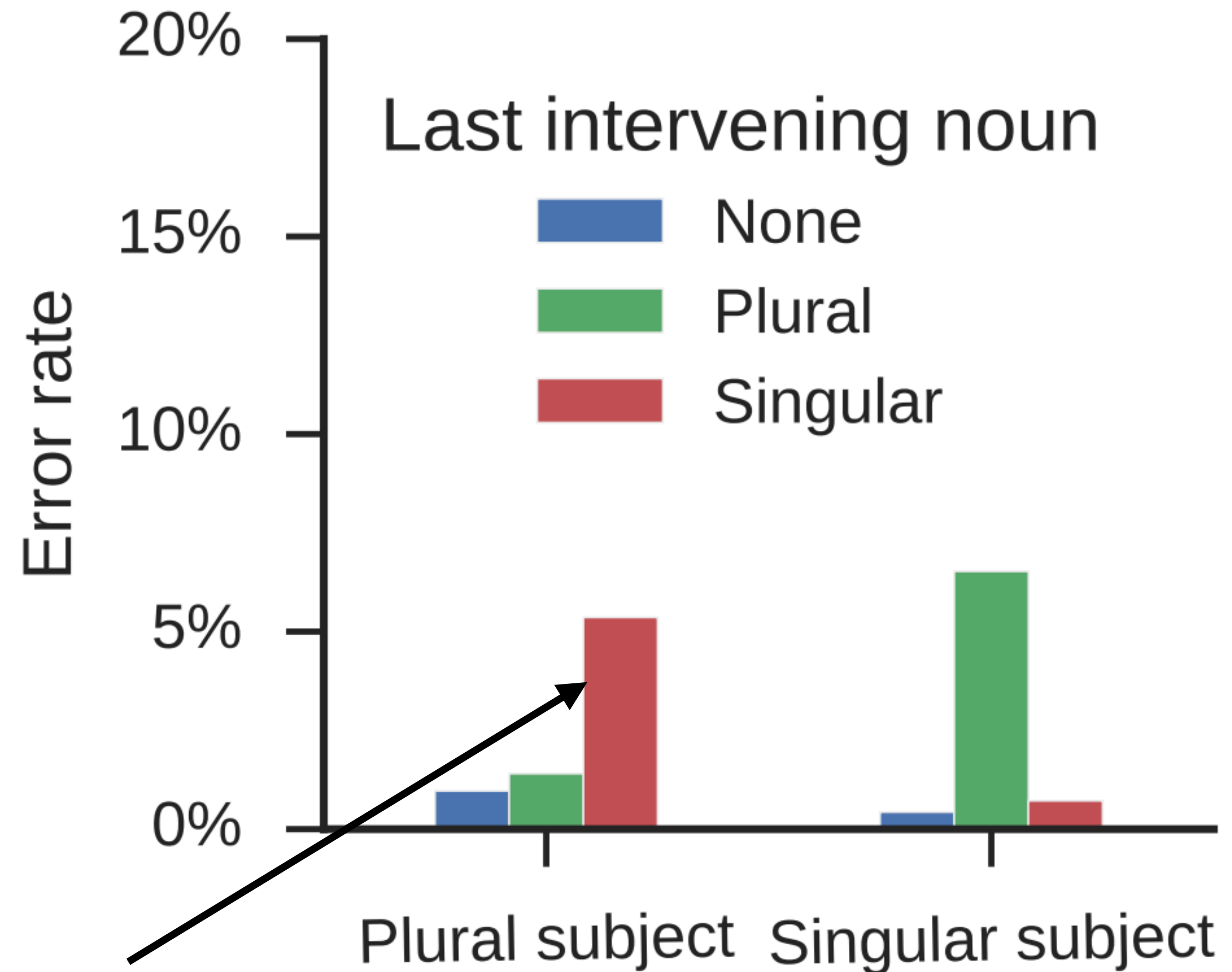
The roses in the *vase* by the *door* **are** red

↑
door **is** red? bigram model would
get confused by *attractors*



Predicting Subject-Verb Agreement

- ▶ Attractors don't fool an LSTM too much! Only wrong 5-6% of the time even in these tricky cases



The roses in the *vase* by the *door* **are** red



Predicting Subject-Verb Agreement

- ▶ Averaged activations over 40 sentences of the form “the Xs of the Ys” [is/are]

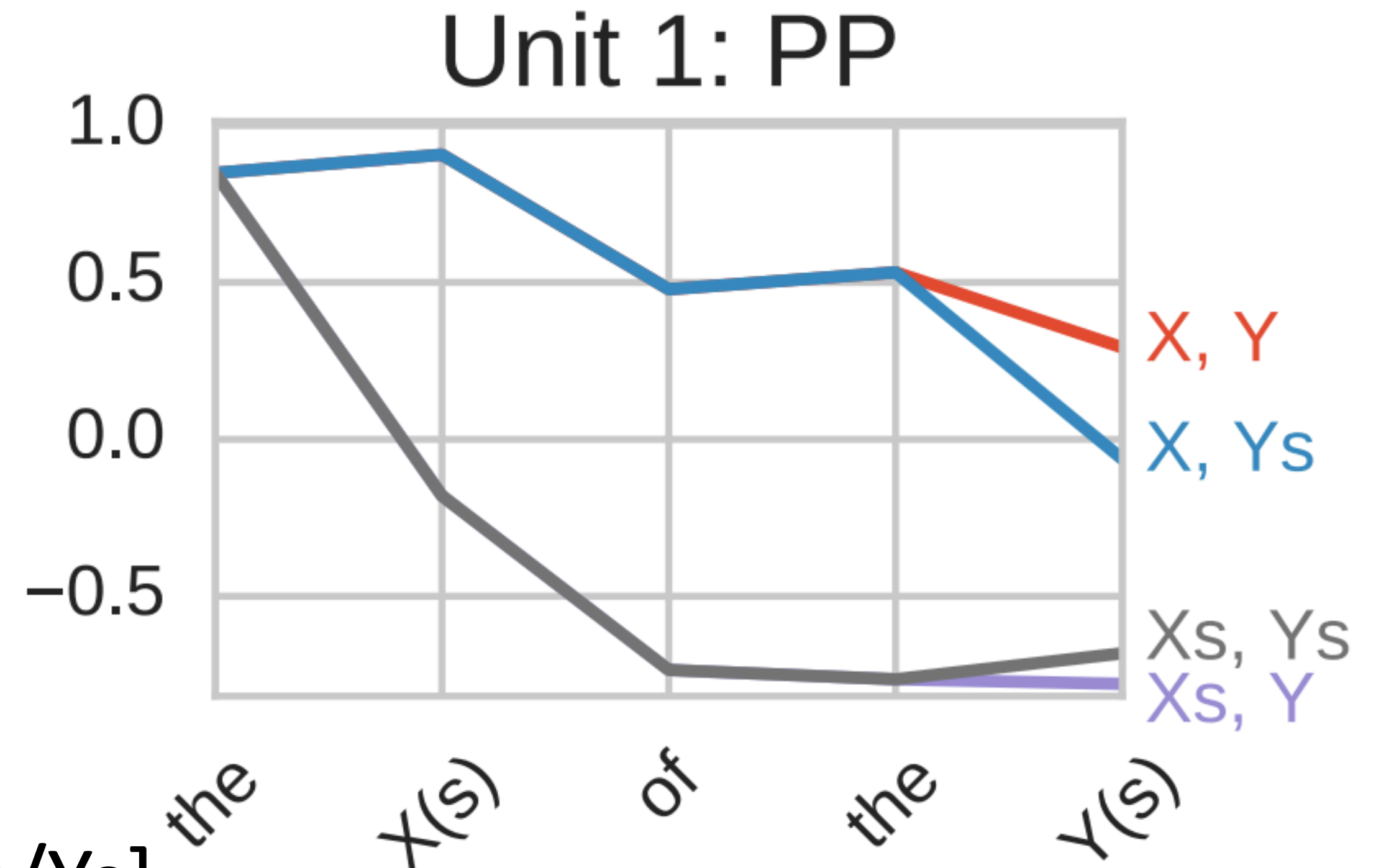
The crown of the *king* is... [X/Y]

The crowns of the *king* are... [Xs/Y]

The fable of the *peasants* is... [X/Ys]

The houses of the *peasants* are... [Xs/Ys]

- ▶ This neuron appears to have different values for Xs than for singular X





Recap and Next time

- ▶ LSTM forget gates help control sensitivity to old/new information
- ▶ LSTMs are a neural network module that can be used in both classification and sequence labeling. Can also be viewed as transforming a sequence of word embeddings into a sequence of new embeddings, now aware of context
- ▶ LSTMs are able to learn regular patterns in language: when text is quoted, subject-verb agreement
- ▶ Next time: machine translation