

Automating Code and Data Migration

After Schema Refactorings

Rushi Shah

April 20, 2020

1 Abstract

This thesis describes two techniques for automating web application developer tasks created when the application’s underlying database schema is refactored. These schemas are generally refactored to improve performance or maintainability, but doing so creates two programmer tasks: code migration and data migration. My research with the UT Program Analysis (UToPiA) research group automates both tasks for developers. Our first research result for code migration, called Migrator, appeared at Programming Languages Design and Implementation 2019 [7]. Our second research result, called Dynamite, will appear at the Conference on Very Large Databases 2020 [8].

2 Code Migration with Migrator

2.1 Introduction

Code migration refers to the program changes that need to be made to a web application to preserve functionality in the face of a new database schema. Database schemas are often updated for performance or maintainability reasons, but the corresponding program changes are tedious and error prone when done by hand. In contrast, we implemented a fully automated solution called Migrator that takes as input the old program, old schema,

and new schema, and synthesizes a new program that is verifiably equivalent to the old program. We were able to successfully synthesize new programs in ten examples collected from textbooks on the subject and ten real world Ruby on Rails applications collected from GitHub. My role in this project was primarily to evaluate our tool against the previous state of the art, so I re-implemented our approach in a popular synthesis framework called Sketch. My experiments showed that Sketch failed to synthesize a majority of the benchmarks, and furthermore showed that our tool works 1,700 times faster on the benchmarks Sketch actually completes.

2.2 Motivating Example

Consider the following motivating example, which contains the ID, name, and picture for both “Instructors” and “TAs”. Originally, the database schema may have contained separate tables for each:

```
Instructor(InstrId, InstrName, InstrPic)
TA(TaId, TaName, TaPic)
```

Then an instructor could be added with the following parameterized operation:

```
update addInstructor(id, name, pic)
      INSERT INTO Instructor VALUES (id, name, pic)
```

However, since accessing a table with large images can be inefficient, perhaps the developers updated the schema to pull out the images into a separate table that is linked with foreign keys:

```
Instructor(InstrId, InstrName, PictureId)
TA(TaId, TaName, PictureId)
Picture(PictureId, Picture)
```

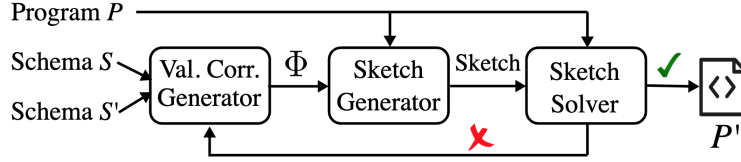


Figure 1: Migrator methodology.

Then the program to add a new instructor would need to be edited as follows:

```

update addInstructor(id, name, pic)

INSERT INTO Instructor VALUES (id, name, UID0)

INSERT INTO Picture VALUES (UID0, pic)

```

Similar changes would need to be made for each possible relational operation (adding, updating, selecting, etc.) for each table (Instructor, TA, etc.). Our tool automates this process.

2.3 Migrator

Given an existing database program P that operates over source schema S and a new target schema S' that P should be migrated to, our method automatically synthesizes a new database program P' over the new schema S' such that P and P' are semantically equivalent. This ensures that no desirable behaviors of the program are lost and no unwanted behaviors are introduced in the process.

2.3.1 Synthesis Methodology

Our methodology for code migration is illustrated schematically in Figure 1. We first generate a *value correspondence* that relates how the values in S' can be obtained from the values in S . This value correspondence is used to enumerate the space of possible candidate programs in something called a *program sketch*. This program sketch is then completed using our notion of *minimum failing inputs (MFIs)* to dramatically prune the search space.

	Benchmark	SKETCH	
		Synth Time(s)	Speedup
textbook bench	Oracle-1	88.2	294.0x
	Oracle-2	>86400.0	>172800.0x
	Ambler-1	3136.5	10455.0x
	Ambler-2	71.5	238.3x
	Ambler-3	74.7	186.8.5x
	Ambler-4	1.6	5.3x
	Ambler-5	494.4	1648.0x
	Ambler-6	226.2	754.0x
	Ambler-7	814.8	2716.0x
	Ambler-8	>86400.0	>172800.0x
real-world bench	cdx	>86400.0	>7260.5x
	coachup	>86400.0	>48000.0x
	2030Club	>86400.0	>16615.4x
	rails-ecomm	>86400.0	>34560.0x
	royk	>86400.0	>1874.2x
	MathHotSpot	>86400.0	>72000.0x
	gallery	>86400.0	>34560.0x
	DeeJBase	>86400.0	>24685.7x
	visible-closet	>86400.0	>66.2x
	probable-engine	>86400.0	>18782.6x
	Average	>52085.4	>750.5x

Figure 2: Migrator comparison with Sketch.

If our completed sketch P' is semantically equivalent to the desired program P , we are done. Otherwise, a new value correspondence is considered and the process repeats.

2.3.2 Evaluation against Sketch

To evaluate the proposed idea, we use Migrator to automatically migrate 20 database programs to a new schema. All 20 programs in our benchmark set are taken from prior work [6] for verifying equivalence between database programs. Specifically, half of these benchmarks are adapted from textbooks and online tutorials, and the remaining half are manually extracted from real-world web applications on Github.

We evaluated the effectiveness of our MFI approach against the state of the art, namely a “Counter-Example Guided Inductive Synthesis (CEGIS)” approach. To do so, we reimplemented our approach in Sketch, a popular CEGIS tool [5]. Sketch uses bounded model

checking to automatically complete program sketches.

We implemented the semantics of SQL in Sketch by encoding each SQL statement as a C function. Specifically, our Sketch encoding models each database table as an array or arrays, with the nested array representing a tuple, and we model each SQL operation as a function that reads and updates the array as appropriate. The results of this experiment are summarized in Figure 2. The main observation is that Sketch times out on all real-world benchmarks from Github as well as two textbook examples, namely Oracle-2 and Ambler-8. For all other benchmarks, Migrator is significantly faster than Sketch, with speed-ups ranging between 5.3x to 10455.0x in terms of synthesis time. We believe this experiment demonstrates the advantage of our proposed sketch completion algorithm compared to the standard CEGIS approach implemented in Sketch.

3 Data Migration with Dynamite

3.1 Introduction

Data migration refers to bringing existing data from the old database to the new database in a way that respects the schema change. Database schemas are often updated for performance or maintainability reasons, but the existing data in the database must be correspondingly updated. Prior work has addressed this goal in restricted formats, for example schema refactorings within one database format (relational format to relational format) or across specific formats (document format to relational format only). But our work, called Dynamite, frames the generalized version of the problem as a Datalog program synthesis problem.

Using the internal representation we developed, we can infer a schema mapping between database schemas regardless of what format the source and target databases are in. In particular, we consider document formats like JSON or XML, relational formats like SQL, and graph formats like neo4j. This generality substantially expands the usability of Dynamite to a greater variety of users over the current state-of-the-art, which we demonstrated by migrating real-world databases like IMDB and DBLP across all formats in a matter of

minutes.

My role in this data migration project focused on executing the actual database migrations given the value correspondence from the synthesized Datalog program. To do so, I wrote XML and JSON parsers robust to real-world files that are tens of gigabytes large, and wrote scalable transformers to turn the output of the Datalog program (a CSV file of data) into the final expected format (relational database, graph database, or document database format). Secondly, I was responsible for conducting the experiments with our tool to collect our empirical results. This responsibility included preparing the server for the experiments, preprocessing the benchmarks to remove special characters from the source databases, writing the test for the end-to-end system, conducting the experiments, debugging any errors caused, and compiling the results for their presentation in the paper.

3.2 Motivating Example

Consider the following motivating example, in which a relational database called “Parent” stores the name of the adult and the name of their kid. The schema and database instance may look like this:

```
Parent(adult, kid)
rahil, arjun
arjun, divya
arjun, bhavin
[...]
```

And perhaps, for maintainability reasons, the developers decide to store the same data as a “Child” relationship, instead of a “Parent” one. The target schema, in this case, would be `Child(kid, adult)`. As an example on one row in the table, they want to transform the table as follows:

```
Parent(rahil, arjun) -> Child(arjun, rahil)
```

$$\begin{array}{ll}
\textit{Program} ::= \textit{Rule}^+ & \textit{Rule} ::= \textit{Head} :- \textit{Body}. \\
\textit{Head} ::= \textit{Pred} & \textit{Body} ::= \textit{Pred}^+ \\
\textit{Pred} ::= R(v^+) & v \in \textit{Variable} \quad R \in \textit{Relation}
\end{array}$$

Figure 3: Syntax of Datalog programs.

Our tool will take this source schema, source instance, target schema, and input/output example to automatically output the following target instance:

```

Child(kid, adult)
arjun, rahil
divya, arjun
bhavin, arjun
[...]
```

3.3 Dynamite

Our method expresses the correspondence between the source and target schemas as a Datalog program. Then, given an input-output example (I, O) , finding a schema mapping between the schemas boils down to inferring a Datalog program P such that (I, O) is a model of P . Because a Datalog program is executable, we automate the data migration task by simply executing the synthesized program P on the source instance to output the target instance.

3.3.1 Datalog

For background, Datalog is a declarative programming language. As shown in Figure 3, a Datalog program consists of a list of rules, where each rule is of the form $H : -B$. Here, H is referred as the head and B is the body. The head H is a single relation of the form $R(v_1, \dots, v_n)$, and the body B is a collection of predicates B_1, B_2, \dots, B_n . Predicates that appear only in the body are known as extensional relations and correspond to known facts. Predicates that appear in the head are called intensional relations and correspond to the

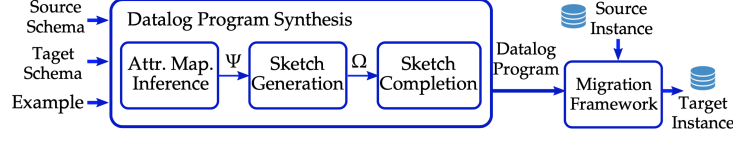


Figure 4: Schematic workflow of Dynamite.

output of the Datalog program.

In our context, we will try to synthesize a Datalog program that represents the relationship between the source database and the target database. Database entries in the source database will correspond to facts in the program (extensional relations). We determine which of these facts combine to create facts in the target database (intensional relations). The relationship between these extensional and intensional relationships (source and target databases, respectively) are captured by the Datalog program, which can then be executed on the source instance.

3.3.2 Synthesis Methodology

As shown in Figure 4, our approach has three primary steps. We first infer an attribute mapping from each attribute in the source to the set of attributes in the target it could correspond to. We use this attribute mapping to express the search space of all possible schema mappings as a Datalog program sketch. This program sketch is then completed using our notion of *minimum distinguishing projections (MDPs)* to dramatically prune the search space and arrive at the correct Datalog program. This program can be executed on the source instance to efficiently construct the target instance.

3.3.3 Migration Framework

We have implemented the proposed technique as a new tool called Dynamite. Internally, Dynamite uses the Z3 solver [3] for answering SMT queries and leverages the Souffle framework [4] for evaluating Datalog programs.

Dynamite builds the target database instance from the output facts of the synthesized Datalog program as described previously. However, Dynamite performs one optimization

Name	Size	Description
Yelp	4.7GB	Business and reviews from Yelp
IMDB	6.3GB	Movie and crew info from IMDB
Mondial	3.7MB	Geography information
DBLP	2.0GB	Publication records from DBLP
MLB	0.9GB	Pitch data of Major League Baseball
Airbnb	0.4GB	Berlin Airbnb data
Patent	1.7GB	Patent Litigation Data 1963-2015
Bike	2.7GB	Bike trip data in Bay Area
Tencent	1.0GB	User followers in Tencent Weibo
Retina	0.1GB	Biological info of mouse retina
Movie	0.1GB	Movie ratings from MovieLens
Soccer	0.2GB	Transfer info of soccer players

Table 1: Datasets used in the evaluation.

to make large-scale data migration practical: We leverage MongoDB [2] to build indices on attributes that connect records to their parents. This strategy allows Dynamite to quickly look up the children of a given record and makes the construction of the target database more efficient.

3.3.4 Evaluation

We collected 12 real-world database instances (see Table 1 for details) and created 28 benchmarks in total. Specifically, four of these datasets (namely Yelp, IMDB, Mondial, and DBLP) are taken from prior work [9], and the remaining eight are taken from open dataset websites such as Kaggle [1]. For the remaining cases (e.g., document-to-graph or graph-to-relational), we used the source schemas in the original dataset but created a suitable target schema ourselves. As summarized in Table 2, our 28 benchmarks collectively cover a broad range of migration scenarios between different types of databases. Schemas for all benchmarks are available at <https://bit.ly/schemas-dynamite>.

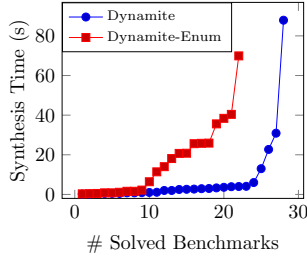
We performed an evaluation by using Dynamite to migrate the datasets from Table 1 for the source and target schemas from Table 2. To perform this experiment, we first constructed a representative set of input-output examples for each record in the source and target schemas. As shown in in Table 3, across all benchmarks, the average number of records in the input (respectively output) example is 2.6 (respectively 2.2). Given these examples, we then used Dynamite to synthesize a migration script consistent with the given

Benchmark	Source Schema			Target Schema		
	Type	#Recs	#Attrs	Type	#Recs	#Attrs
Yelp-1	D	11	58	R	8	32
IMDB-1	D	12	21	R	9	26
DBLP-1	D	37	42	R	9	35
Mondial-1	D	37	113	R	25	110
MLB-1	R	5	83	D	7	85
Airbnb-1	R	4	30	D	6	24
Patent-1	R	5	49	D	7	50
Bike-1	R	4	48	D	7	47
Tencent-1	G	2	8	R	1	3
Retina-1	G	2	17	R	2	13
Movie-1	G	5	18	R	5	21
Soccer-1	G	10	30	R	7	21
Tencent-2	G	2	8	D	1	3
Retina-2	G	2	17	D	2	15
Movie-2	G	5	18	D	4	14
Soccer-2	G	10	30	D	7	23
Yelp-2	D	11	58	G	4	31
IMDB-2	D	12	21	G	11	19
DBLP-2	D	37	42	G	17	28
Mondial-2	D	37	113	G	27	78
MLB-2	R	5	83	G	12	90
Airbnb-2	R	4	30	G	7	32
Patent-2	R	5	49	G	8	49
Bike-2	R	4	48	G	6	52
MLB-3	R	5	83	R	4	75
Airbnb-3	R	4	30	R	7	33
Patent-3	R	5	49	R	8	52
Bike-3	R	4	48	R	5	52
Average	-	10.2	44.4	-	8.0	39.8

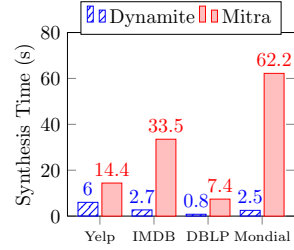
Table 2: Statistics of benchmarks. “R” stands for relational, “D” stands for document, and “G” stands for graph.

Benchmark	Avg # Examples		Search Space	Synthesis Time (s)	# Rules	# Preds per Rule	# Optim Rules	Dist to Optim	Migration Time (s)
	Source	Target							
Yelp-1	4.7	3.9	4.8×10^{120}	6.0	8	1.8	7	0.38	328
IMDB-1	6.0	2.7	1.5×10^{20}	2.7	9	3.6	5	1.22	1153
DBLP-1	1.5	2.6	1.1×10^{14}	0.8	9	6.4	0	2.44	1060
Mondial-1	1.2	2.8	2.2×10^{88}	2.5	25	3.3	17	1.40	5
MLB-1	2.0	1.4	9.1×10^{81}	13.0	7	3.9	2	1.71	1020
Airbnb-1	4.0	2.5	1.7×10^{38}	2.0	6	2.7	4	1.33	286
Patent-1	2.6	2.3	1.4×10^{49}	3.0	7	2.4	5	1.14	553
Bike-1	2.3	2.0	3.1×10^{47}	2.0	7	2.0	5	0.71	2601
Tencent-1	1.5	1.0	1.3×10^{12}	0.2	1	4.0	0	3.00	65
Retina-1	1.5	1.5	3.1×10^{19}	0.8	2	2.0	2	0.00	9
Movie-1	3.6	2.2	5.2×10^{11}	2.9	5	2.8	3	1.00	1062
Soccer-1	1.9	2.0	2.9×10^{11}	0.5	7	1.0	7	0.00	15
Tencent-2	1.5	1.0	1.3×10^{12}	0.2	1	4.0	0	3.00	160
Retina-2	2.0	2.0	3.3×10^{19}	4.0	2	2.5	1	0.50	22
Movie-2	2.4	2.3	1.0×10^{18}	22.7	4	7.0	0	4.00	40
Soccer-2	2.5	2.1	6.9×10^{22}	87.9	7	4.4	4	1.71	311
Yelp-2	4.5	1.8	2.9×10^{73}	0.5	4	1.0	4	0.00	1160
IMDB-2	2.4	2.5	2.3×10^{11}	1.1	11	3.1	5	1.27	3409
DBLP-2	2.1	2.1	1.2×10^4	3.6	17	1.8	16	0.06	1585
Mondial-2	1.0	2.1	8.2×10^{24}	30.8	27	1.9	26	0.04	7
MLB-2	2.2	1.9	3.3×10^{84}	2.6	12	1.3	10	0.25	785
Airbnb-2	2.8	2.7	1.4×10^{28}	0.9	7	1.3	7	0.00	664
Patent-2	2.0	2.1	3.9×10^{51}	1.0	8	1.4	6	0.38	786
Bike-2	2.3	2.5	7.3×10^{47}	0.4	6	1.8	4	0.83	3346
MLB-3	2.2	1.3	9.1×10^{81}	3.3	4	2.3	3	0.50	145
Airbnb-3	2.5	2.6	3.3×10^{28}	0.5	7	1.1	7	0.00	57
Patent-3	2.8	2.3	1.3×10^{40}	3.9	8	1.6	7	0.38	122
Bike-3	4.3	2.2	7.3×10^{47}	4.1	5	1.8	4	0.20	519
Average	2.6	2.2	5.1×10^{39}	7.3	8.0	2.5	5.8	0.79	760

Table 3: Main results. Average search space size is calculated by geometric mean; all other averages are arithmetic mean.



(a) Comparison with enum



(b) Comparison with Mitra

Figure 5: Comparing Dynamite to baseline and Mitra.

examples and ran it on the real-world datasets from Table 1. All input-output examples and synthesized programs are available at <https://bit.ly/benchmarks-dynamite>.

Synthesis time. Even though the search space of possible Datalog programs is very large (5.1×10^{39} on average), Dynamite can find a Datalog program consistent with the examples in an average of 7.3 seconds, with maximum synthesis time being 87.9 seconds.

Statistics about synthesized programs. As shown in Table 3, the average number of rules in the synthesized Datalog program is 8.0, and each rule contains an average of 2.5 predicates in the rule body (after simplification).

Migration time and results. For all 28 benchmarks, we confirmed that Dynamite is able to produce the intended target database instance. As reported in the column labeled “Migration time”, the average time taken by Dynamite to convert the source instance to the target one is 12.7 minutes for database instances containing 1.7GB of data on average.

3.3.5 Comparison

Comparison with Synthesis Baseline

We compare Dynamite against a baseline called Dynamite-Enum that uses enumerative search instead of the Minimum Distinguishing Projection (MDP) sketch completion technique described previously. In particular, Dynamite-Enum uses the lazy enumeration algorithm based on SMT, but it does not learn from failed synthesis attempts. Dynamite-Enum essentially enumerates all possible sketch completions until it finds a Datalog program that satisfies the input-output example.

Figure 5(a) shows the results of the comparison when using the manually-provided input-output examples. In particular, we plot the time in seconds that each version takes to solve the first n benchmarks. As shown in Figure 5(a), Dynamite can successfully solve all 28 benchmarks whereas Dynamite-Enum can only solve 22 (78.6%) within the one hour time limit. Furthermore, for the first 22 benchmarks that can be solved by both versions, Dynamite is 9.2x faster compared to Dynamite-Enum (1.8 versus 16.5 seconds). Hence, this experiment demonstrates the practical advantages of our proposed sketch completion algorithm compared to a simpler enumerative-search baseline.

Comparison with Mitra

While there is no existing programming-by-example (PBE) tool that supports the full diversity of source/target schemas handled by Dynamite, we compare our approach against Mitra in a specialized data migration scenario. Specifically, Mitra [9] is a PBE tool that automates document-to-relational transformations.

Since Mitra uses a domain-specific language that is customized for transforming tree-structured data into a tabular representation, we compare Dynamite against Mitra on the four data migration benchmarks from [9] that involve conversion from a document schema to a relational schema. The results of this comparison are summarized in Figure 5(b), which shows synthesis time for each tool for all four benchmarks. In terms of synthesis time, Dynamite outperforms Mitra by roughly an order of magnitude: in particular, Dynamite takes an average of 3 seconds to solve these benchmarks, whereas Mitra needs 29.4 seconds.

Furthermore, Mitra synthesizes 559 and 780 lines of JavaScript for Yelp and IMDB, and synthesizes 134 and 432 lines of XSLT for DBLP and Mondial. In contrast, Dynamite synthesizes 13 Datalog rules on average. These statistics suggest that the programs synthesized by Dynamite are more easily readable compared to the JavaScript and XSLT programs synthesized by Mitra. Finally, if we compare Dynamite and Mitra in terms of efficiency of the synthesized programs, we observe that Dynamite-generated programs are 1.1x faster.

4 Conclusion

In this report, we’ve described two main contributions. First, we introduced a tool for code migration called *Migrator*. Second, we introduced a tool for data migration called *Dynamite*. Together, both techniques automate common tasks that are created in the face of schema refactoring. These tools can now be leveraged by database application developers to automate tedious and error-prone tasks.

5 Acknowledgements

I would firstly like to thank Dr. Isil Dillig. Her incredible mentorship for the past three years has guided me well. In particular, her unparalleled commitment to undergraduate research has altered the course of my life. Having the opportunity to work with her has been the highlight of my experience at UT.

I would secondly like to thank Yuepeng Wang. His dedication and intelligence were motivating, and from him I learned so much about the nitty-gritty process of conducting research. Without him, the two techniques described would be no more than ideas on a whiteboard. Whenever I wasn’t sure how to make progress on a problem, he always had timely advice: “What do you mean? You just...? You just *do it*.”

I would thirdly like to thank the other collaborators on our publications: James Dong, Abby Criswell, and Rong Pan. Their contributions vastly improved the caliber of the research.

I would finally like to thank every member of the UT Program Analysis Research Group (UToPiA), both current and past. In particular, Jacob van Geffen and Rueben Martins were early influences in my research path. In addition, every PhD student in the lab since then has made research far more fun. Last but perhaps not least, the “freshmen” Abby Criswell, Maruth Goyal, and Rahul Krishnan completed the UToPiA family.

References

- [1] Kaggle. <https://www.kaggle.com>, 2019.
- [2] MongoDB. <https://www.mongodb.com>, 2019.
- [3] DE MOURA, L. M., AND BJØRNER, N. Z3: an efficient SMT solver. In *Proceedings of TACAS (2008)*, pp. 337–340.
- [4] JORDAN, H., SCHOLZ, B., AND SUBOTIC, P. Soufflé: On synthesis of program analyzers. In *Proceedings of CAV (2016)*, pp. 422–430.
- [5] SOLAR-LEZAMA, A., AND BODIK, R. *Program synthesis by sketching*. Citeseer, 2008.
- [6] WANG, Y., DILLIG, I., LAHIRI, S. K., AND COOK, W. R. Verifying equivalence of database-driven applications. *Proceedings of the ACM on Programming Languages* 2, POPL (2017), 1–29.
- [7] WANG, Y., DONG, J., SHAH, R., AND DILLIG, I. Synthesizing database programs for schema refactoring. In *Proceedings of the 40th ACM SIGPLAN Conference on Programming Language Design and Implementation (2019)*, pp. 286–300.
- [8] WANG, Y., SHAH, R., CRISWELL, A., PAN, R., AND DILLIG, I. Data migration using datalog program synthesis. *Proceedings of the VLDB Endowment* 13, 7 (2020), 1006–1019.
- [9] YAGHMAZADEH, N., WANG, X., AND DILLIG, I. Automated migration of hierarchical data to relational tables using programming-by-example. *PVLDB* 11, 5 (2018), 580–593.