

PebblesDB: Building Key-Value Stores using Fragmented Log Structured Merge Trees

Pandian Raju¹, Rohan Kadekodi¹, Vijay Chidambaram^{1,2}, Ittai Abraham²

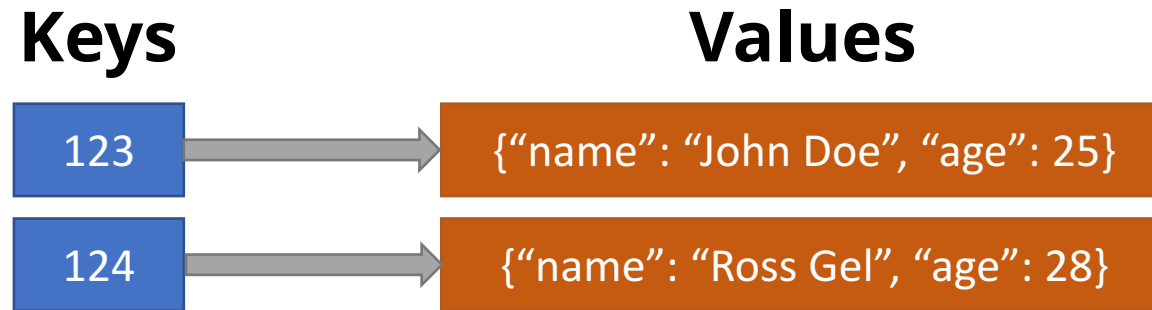
¹The University of Texas at Austin

²VMware Research



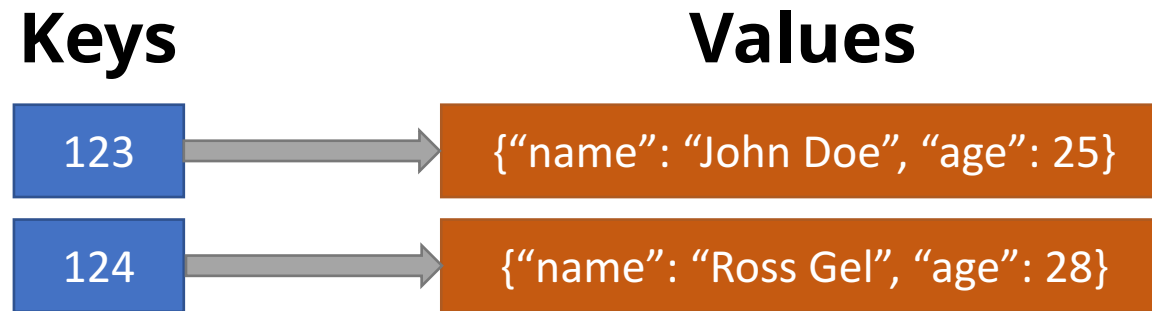
What is a key-value store?

- Store any arbitrary value for a given key



What is a key-value store?

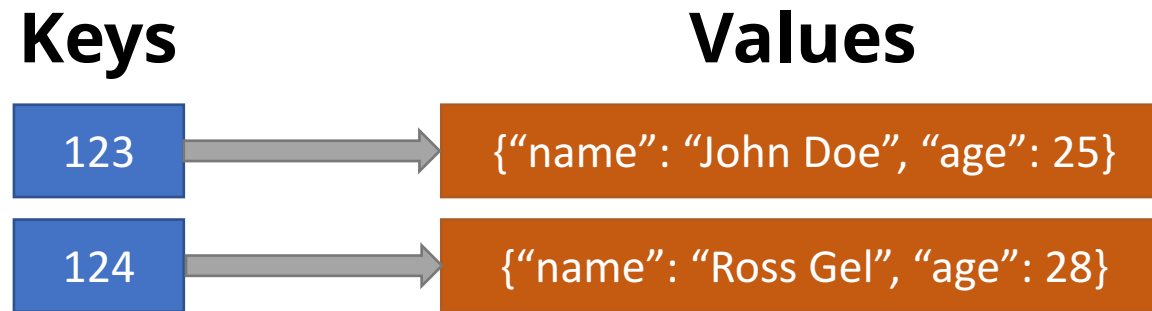
- Store any arbitrary value for a given key



- **Insertions:**
- **Point lookups:**
- **Range Queries:**

What is a key-value store?

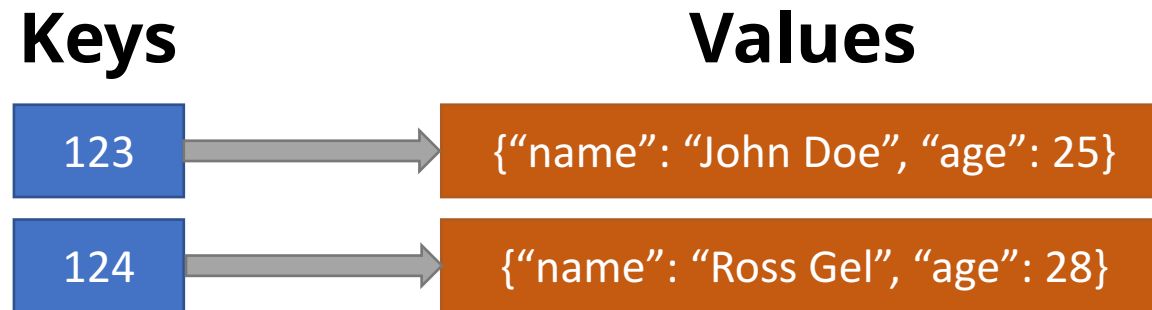
- Store any arbitrary value for a given key



- **Insertions:** put(key, value)
- **Point lookups:**
- **Range Queries:**

What is a key-value store?

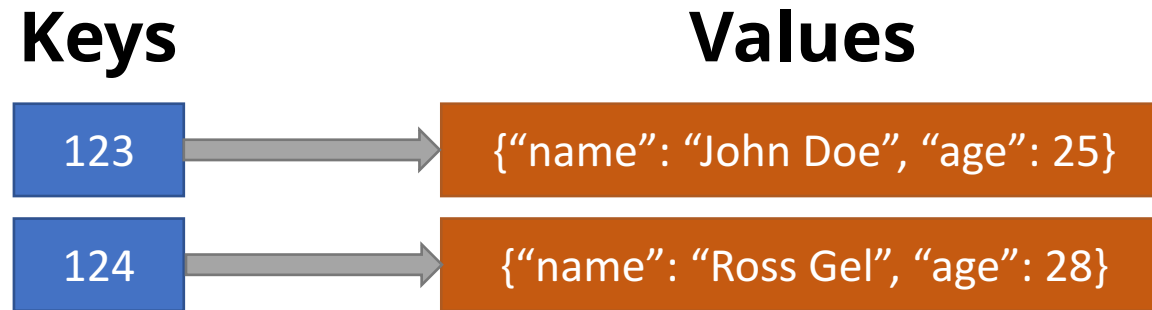
- Store any arbitrary value for a given key



- **Insertions:** `put(key, value)`
- **Point lookups:** `get(key)`
- **Range Queries:**

What is a key-value store?

- Store any arbitrary value for a given key



- **Insertions:** `put(key, value)`
- **Point lookups:** `get(key)`
- **Range Queries:** `get_range(key1, key2)`

Key-Value Stores - widely used

- Google's **BigTable** powers Search, Analytics, Maps and Gmail
- Facebook's **RocksDB** is used as storage engine in production systems of many companies



NETFLIX

UBER



Quora



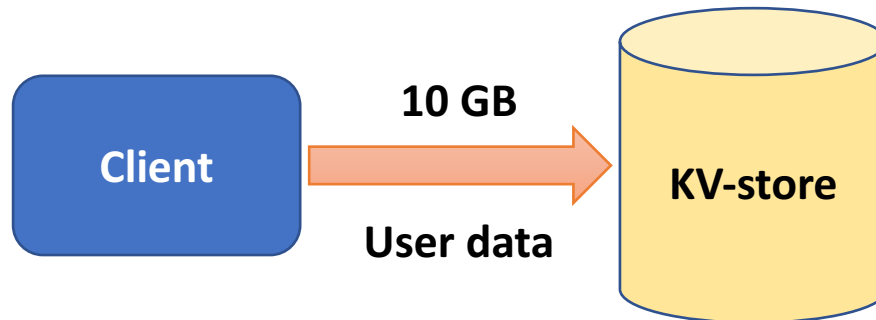
Write-optimized data structures

- **Log Structured Merge Tree (LSM)** is a write-optimized data structure used in key-value stores
- Provides high write throughput with good read throughput, but suffers high write amplification



Write-optimized data structures

- **Log Structured Merge Tree (LSM)** is a write-optimized data structure used in key-value stores
- Provides high write throughput with good read throughput, but suffers high write amplification
- **Write amplification** - Ratio of amount of write IO to amount of user data




If total write I/O is 200 GB

Write amplification = 20

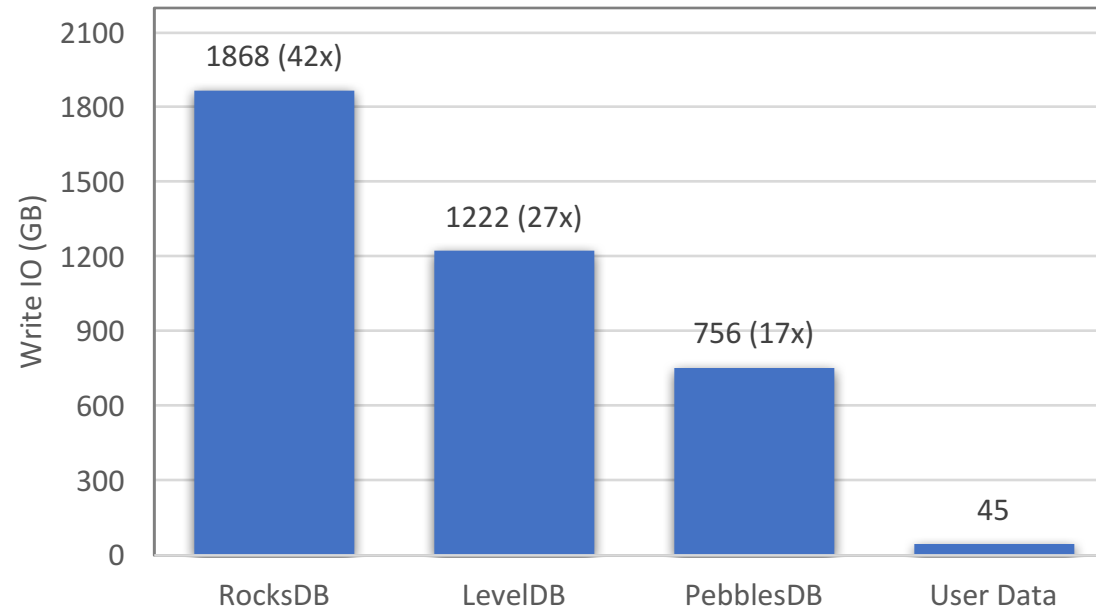
Write amplification in LSM based KV stores

- Inserted 500M key-value pairs
- Key: 16 bytes, Value: 128 bytes
- Total user data: ~45 GB



Write amplification in LSM based KV stores

- Inserted 500M key-value pairs
- Key: 16 bytes, Value: 128 bytes
- Total user data: ~45 GB



Why is write amplification bad?

- Reduces the write throughput
- Flash devices wear out after limited write cycles

(Intel SSD DC P4600 – can last ~5 years assuming ~5 TB write per day)

RocksDB can write ~500 GB of user data per day to a SSD to last 1.25 years

PebblesDB

High performance **write-optimized** key-value store

Built using new data structure
Fragmented Log-Structured Merge Tree

Achieves **3-6.7x** higher write throughput and **2.4-3x** lesser write amplification compared to **RocksDB**

Gets the highest write throughput and least write amplification as a backend store to **MongoDB**

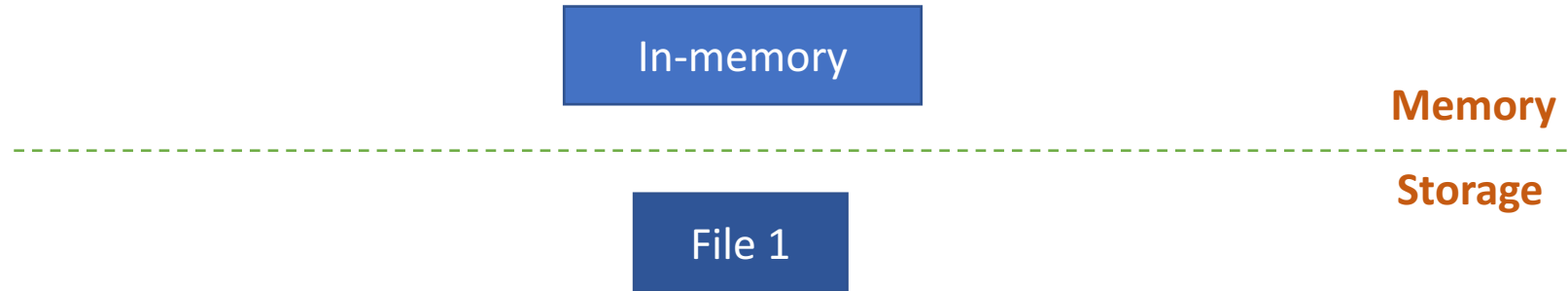
Outline

- Log-Structured Merge Tree (LSM)
- Fragmented Log-Structured Merge Tree (FLSM)
- Building PebblesDB using FLSM
- Evaluation
- Conclusion

Outline

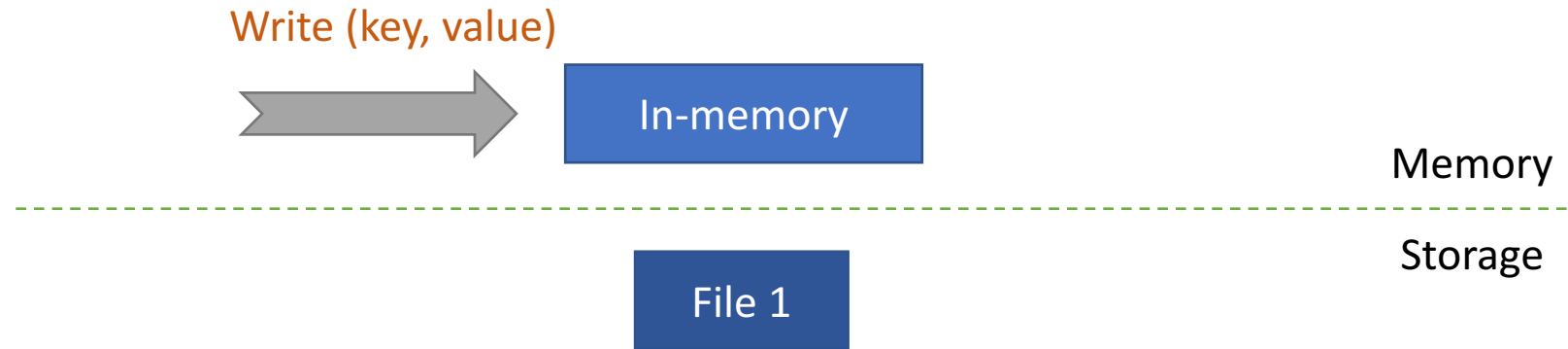
- **Log-Structured Merge Tree (LSM)**
- Fragmented Log-Structured Merge Tree (FLSM)
- Building PebblesDB using FLSM
- Evaluation
- Conclusion

Log Structured Merge Tree (LSM)



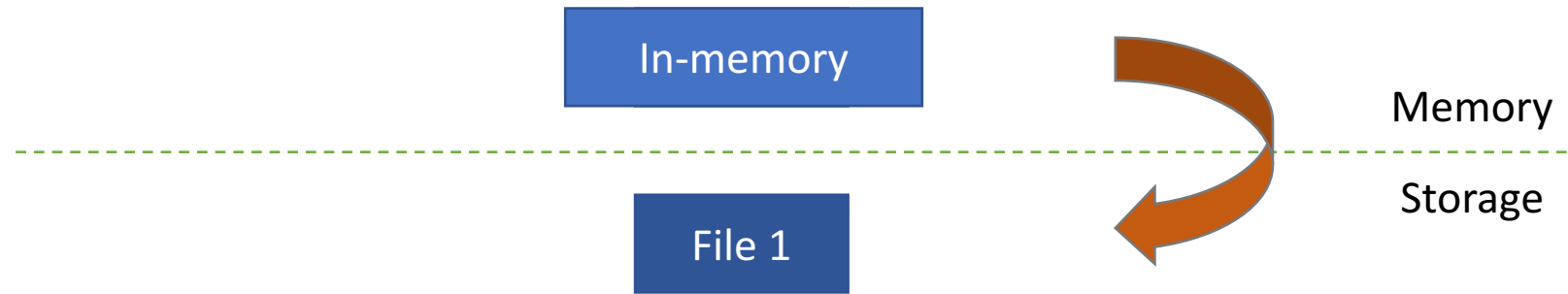
Data is stored both in memory and storage

Log Structured Merge Tree (LSM)



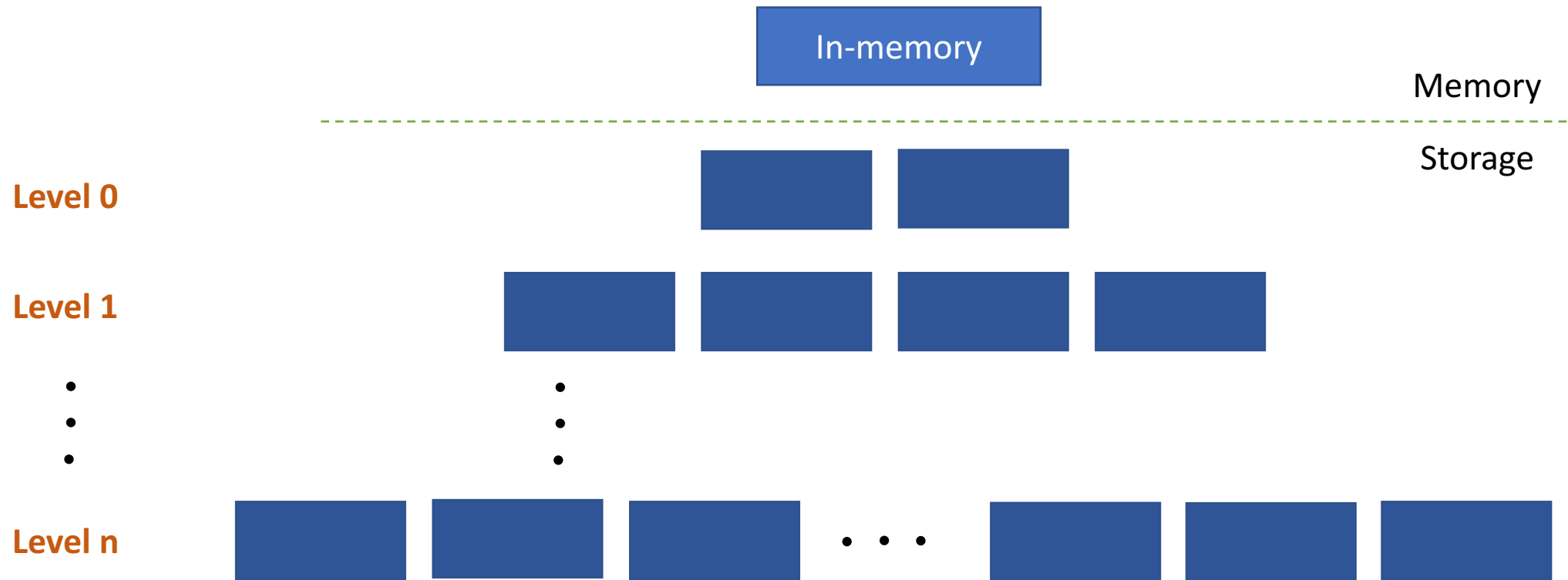
Writes are directly put to memory

Log Structured Merge Tree (LSM)



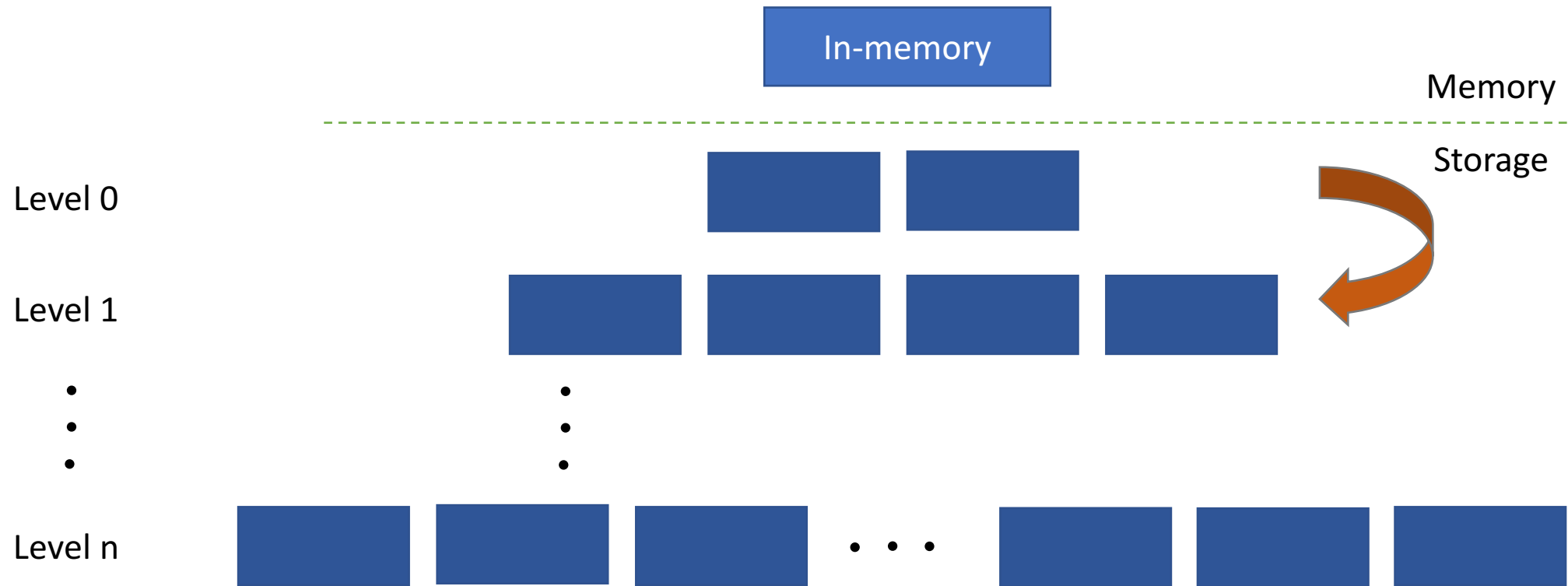
In-memory data is periodically written as files to storage (sequential I/O)

Log Structured Merge Tree (LSM)



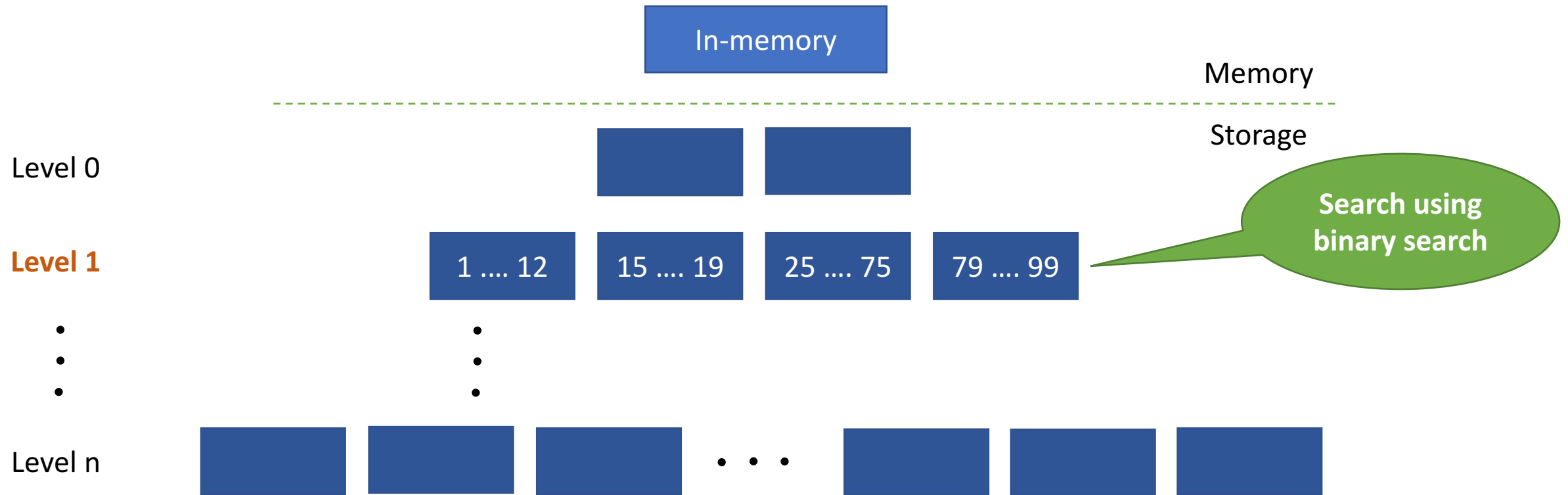
Files on storage are logically arranged in different levels

Log Structured Merge Tree (LSM)



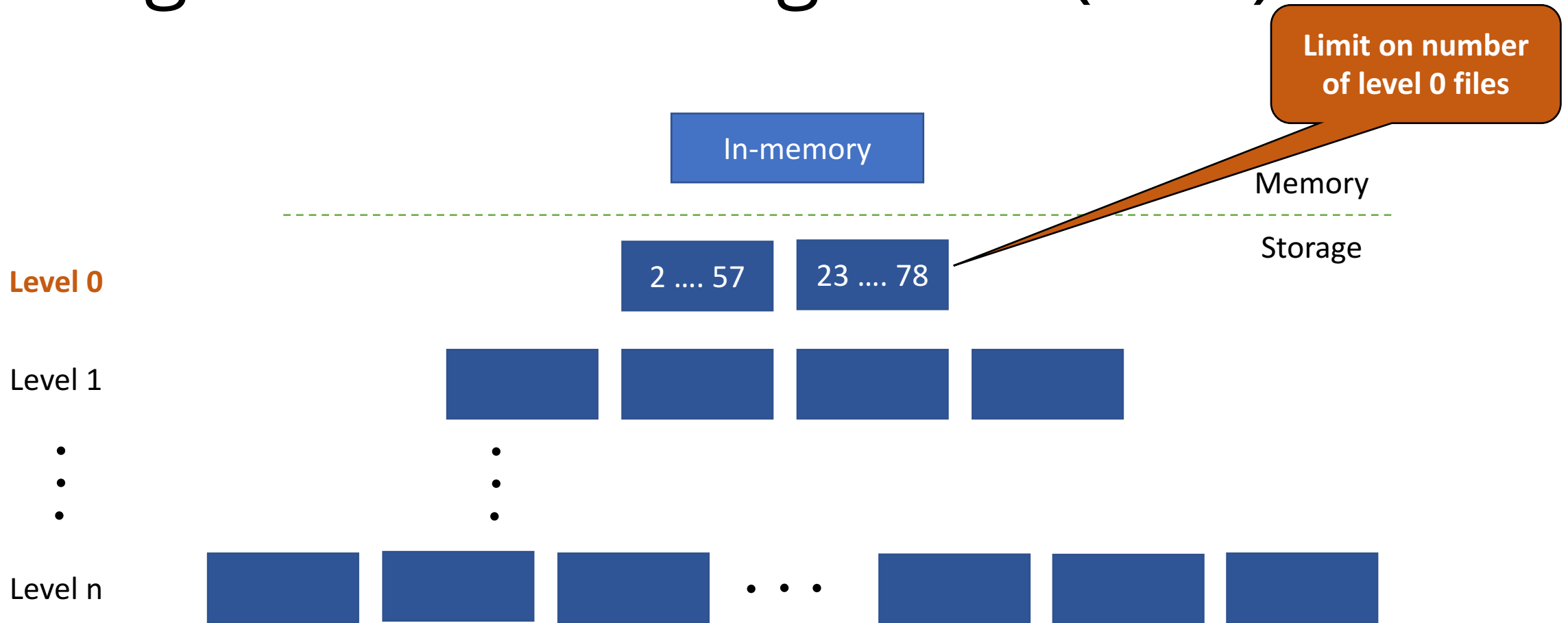
Compaction pushes data to higher numbered levels

Log Structured Merge Tree (LSM)



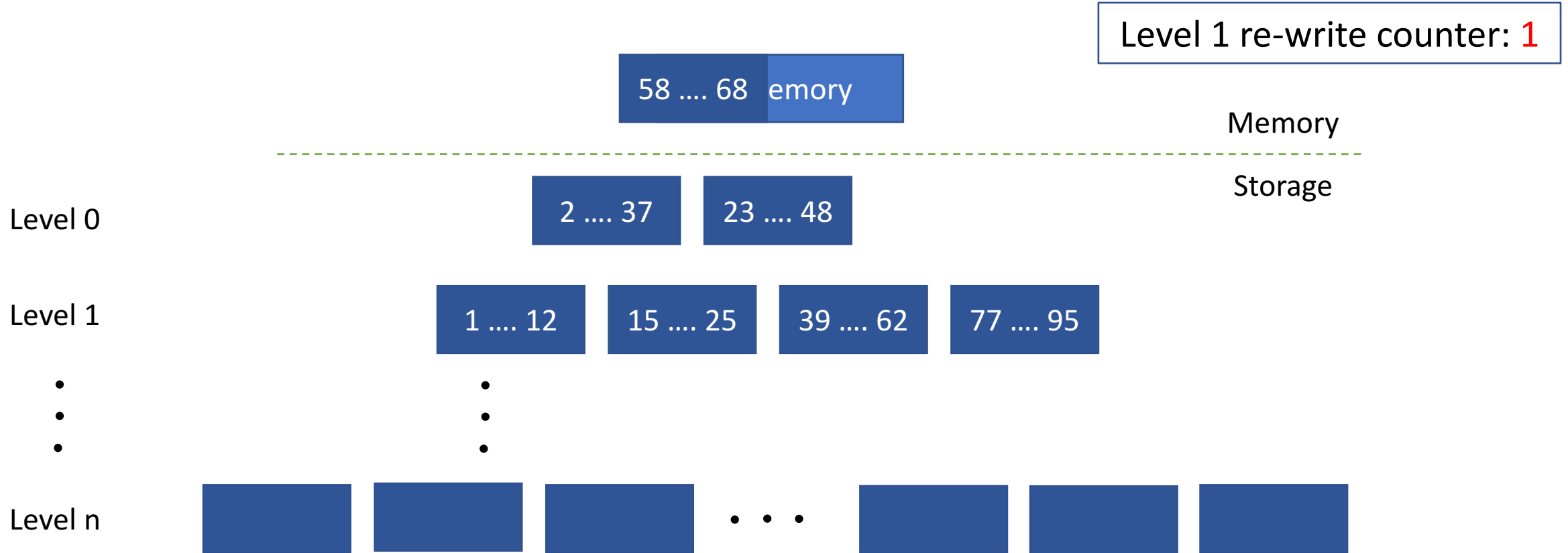
Files are sorted and have non-overlapping key ranges

Log Structured Merge Tree (LSM)



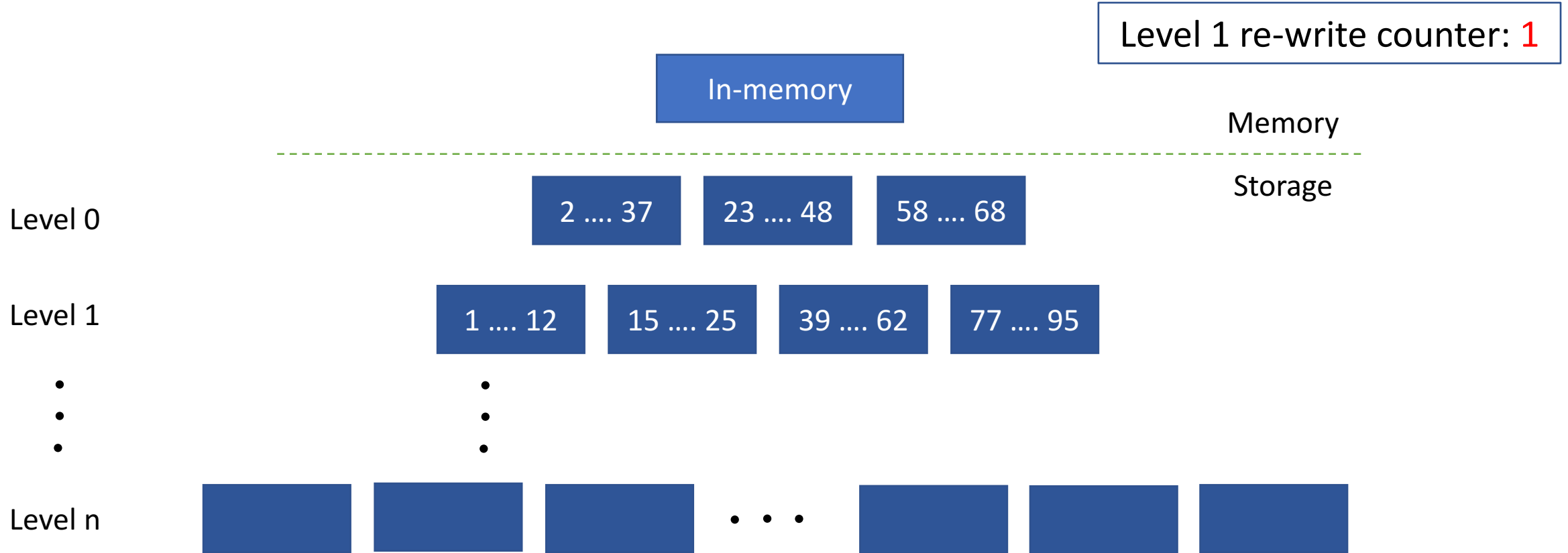
Level 0 can have files with overlapping (but sorted) key ranges

Write amplification: Illustration



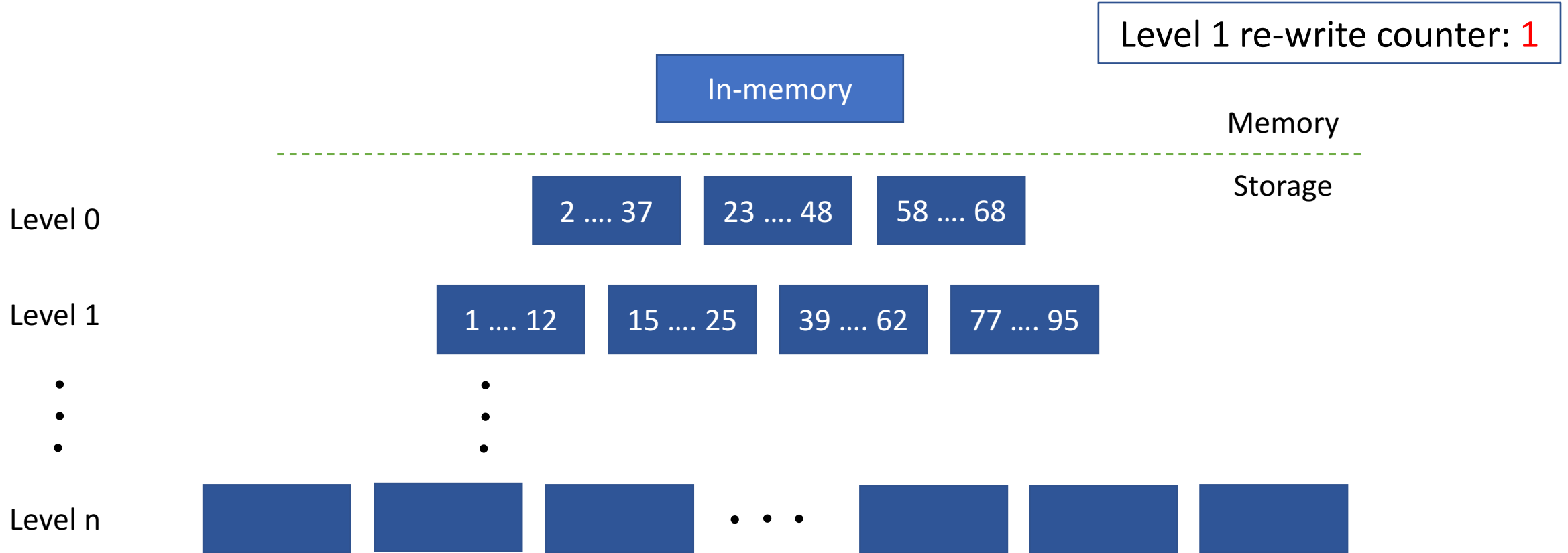
Max files in level 0 is configured to be 2

Write amplification: Illustration



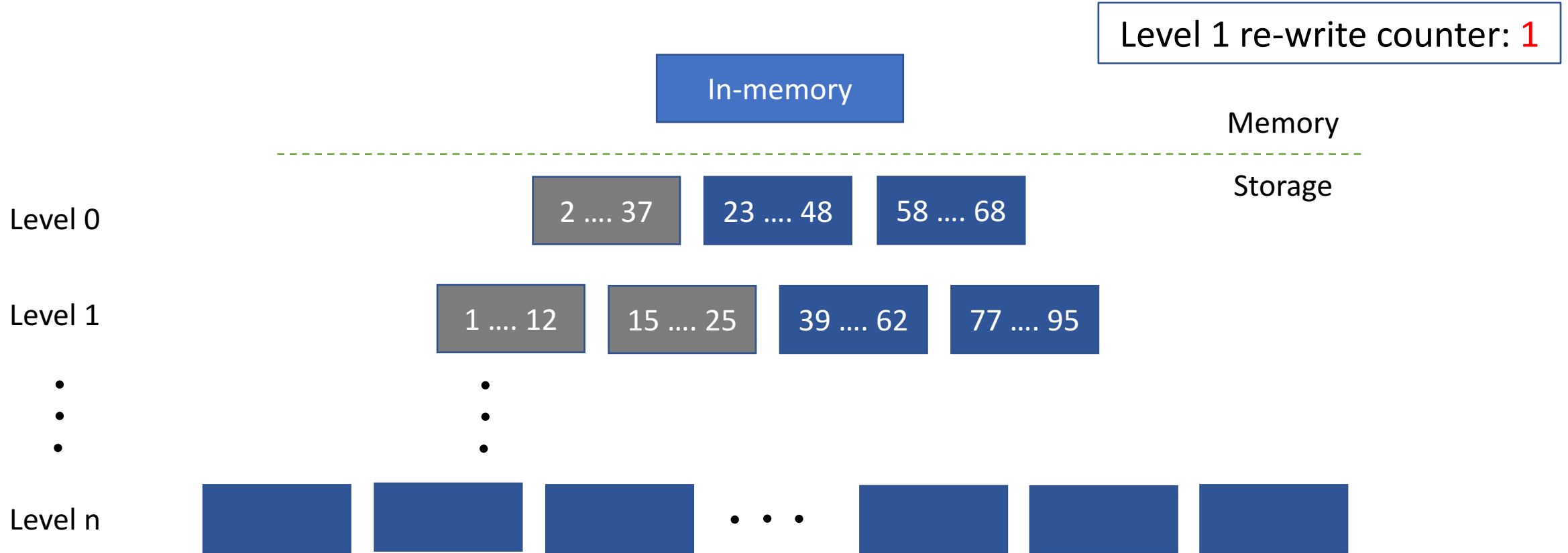
Level 0 has 3 files (> 2), which triggers a compaction

Write amplification: Illustration



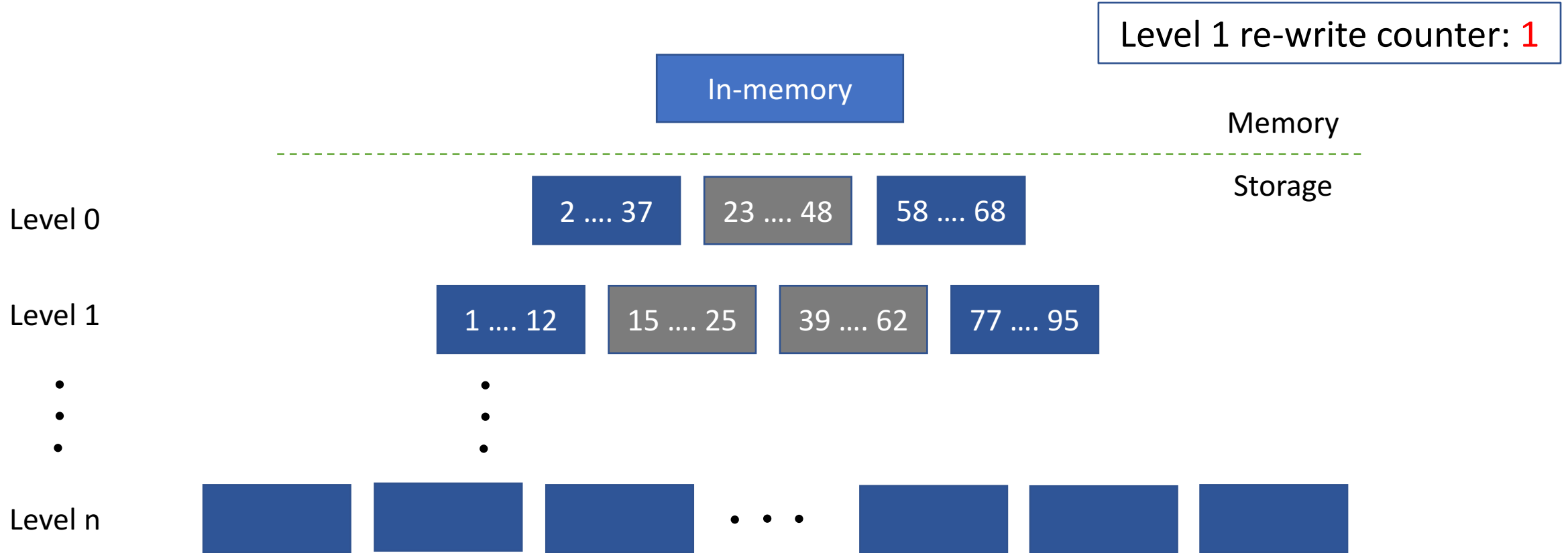
* Files are immutable * Sorted non-overlapping files

Write amplification: Illustration



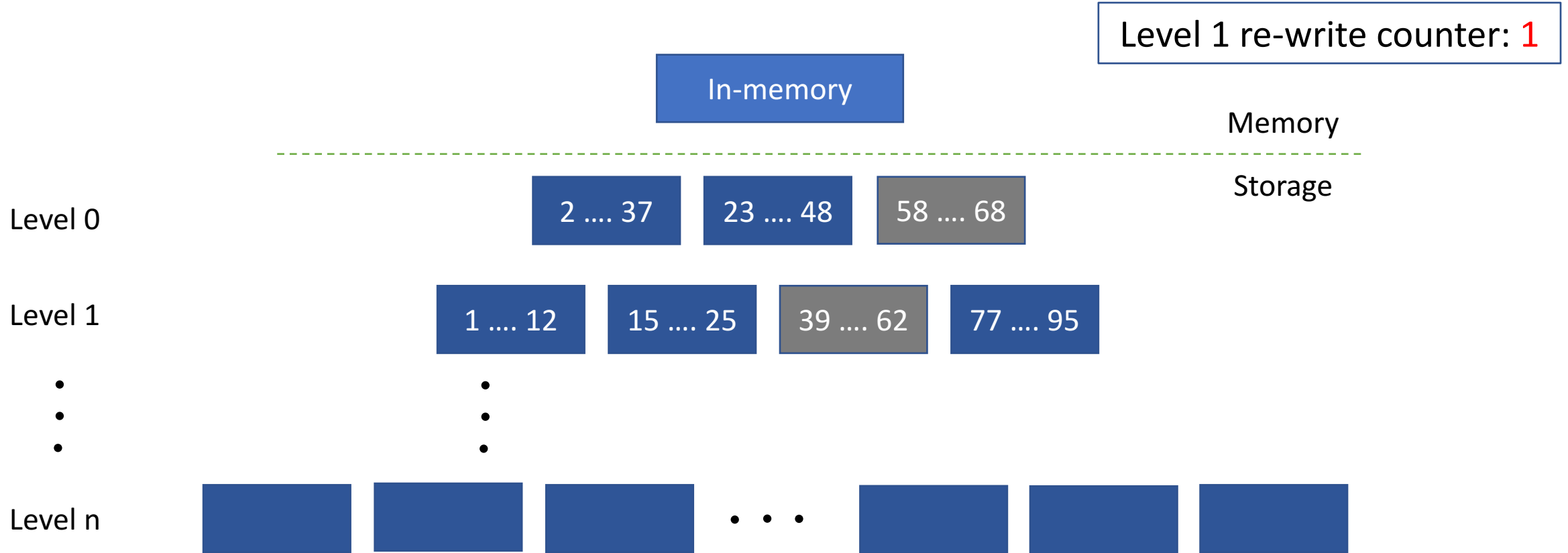
Set of overlapping files between levels 0 and 1

Write amplification: Illustration

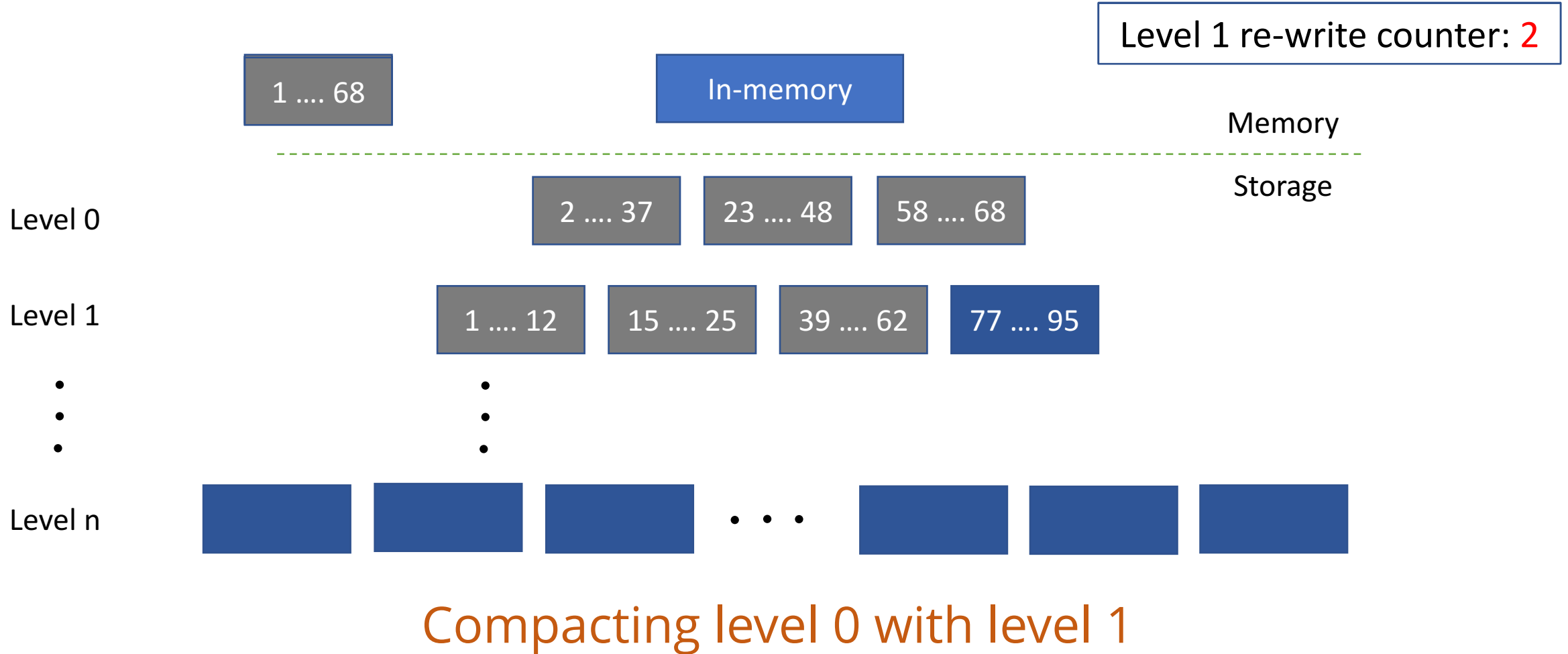


Set of overlapping files between levels 0 and 1

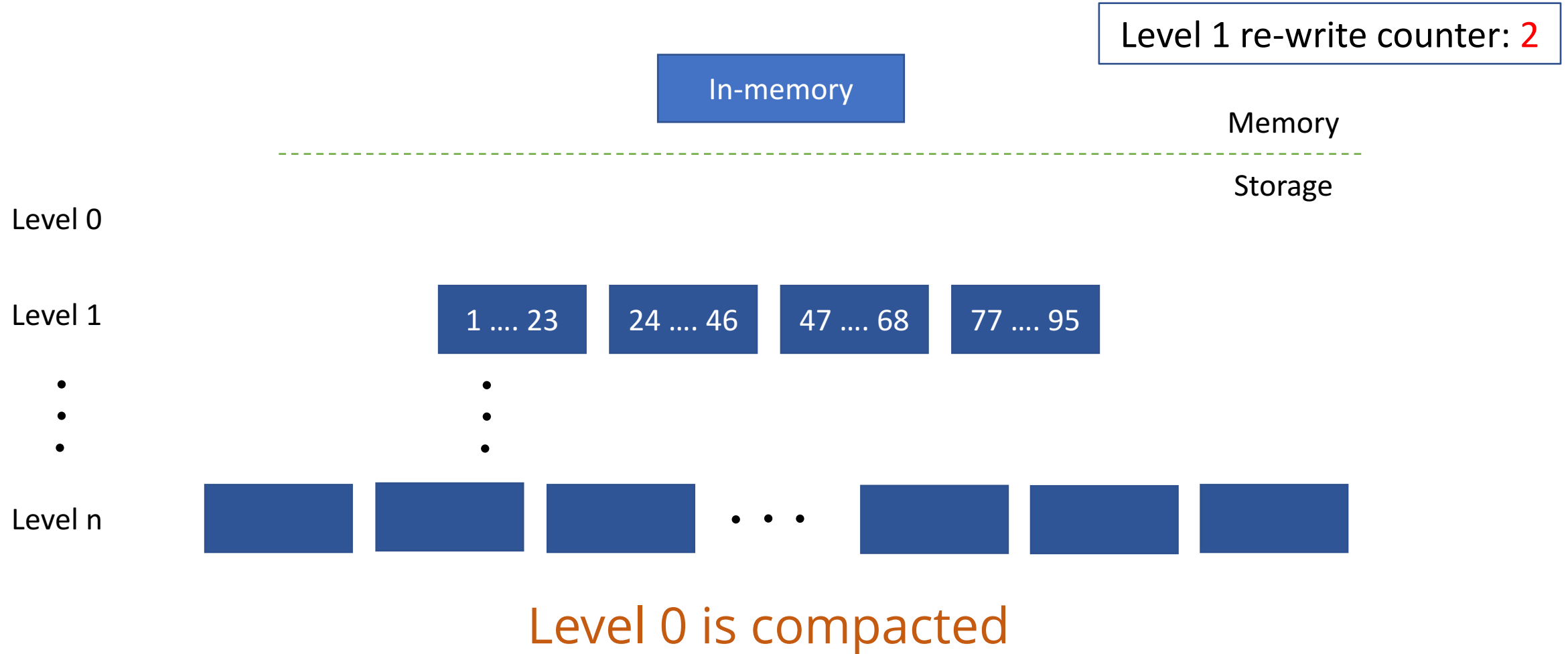
Write amplification: Illustration



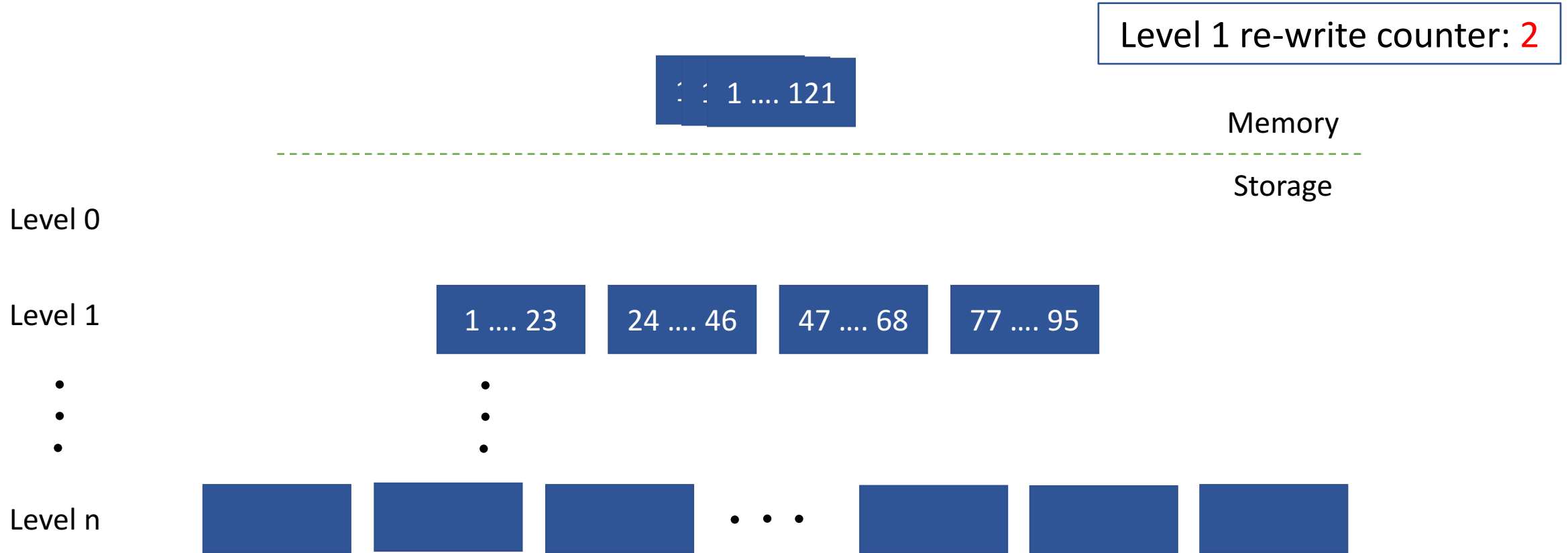
Write amplification: Illustration



Write amplification: Illustration



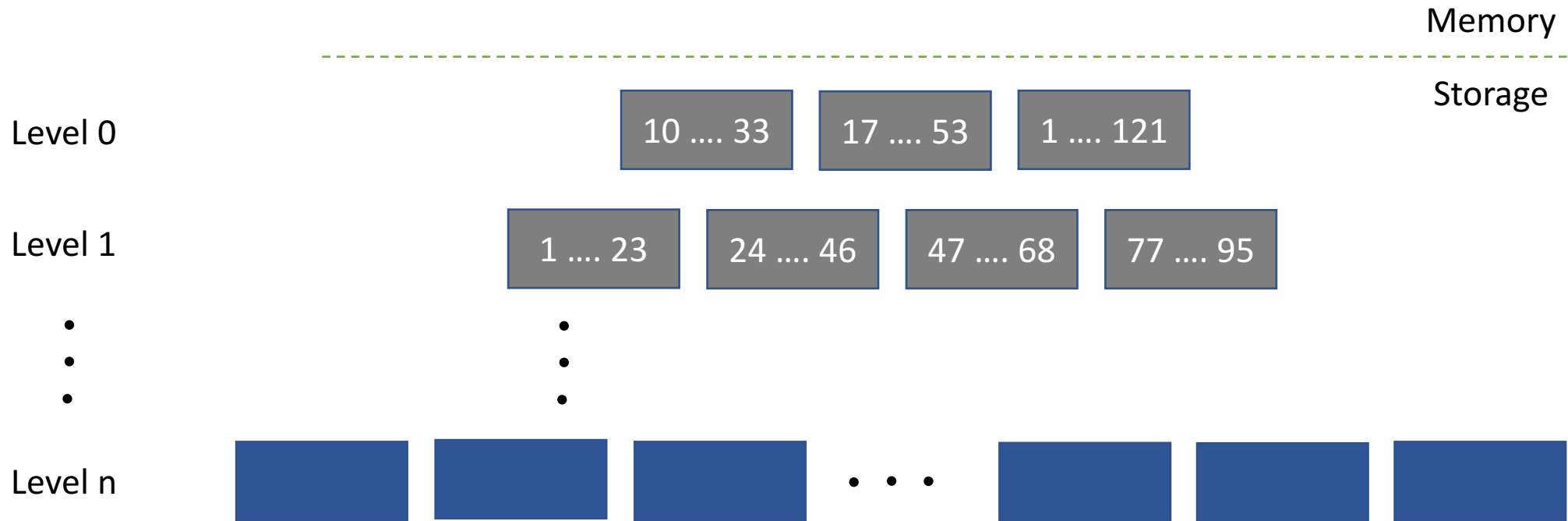
Write amplification: Illustration



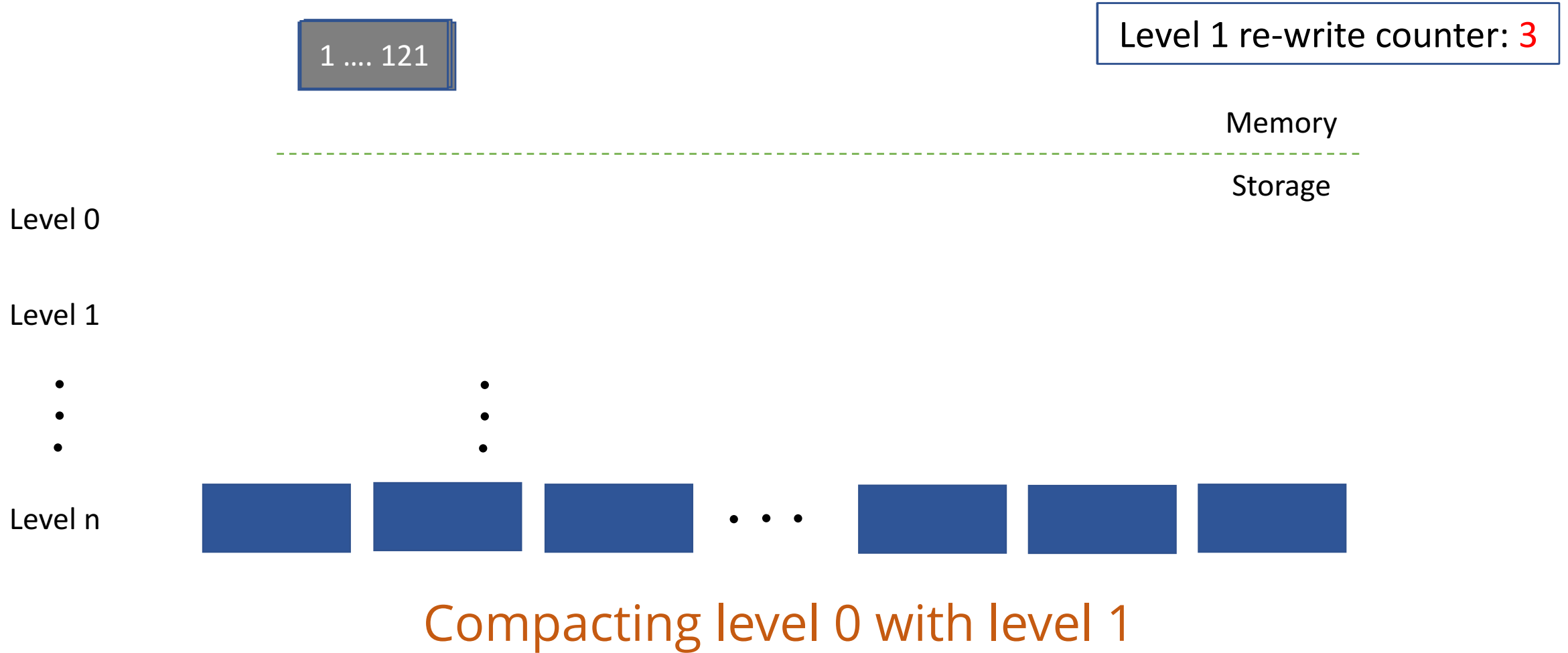
Data is being flushed as level 0 files after some Write operations

Write amplification: Illustration

Level 1 re-write counter: 2

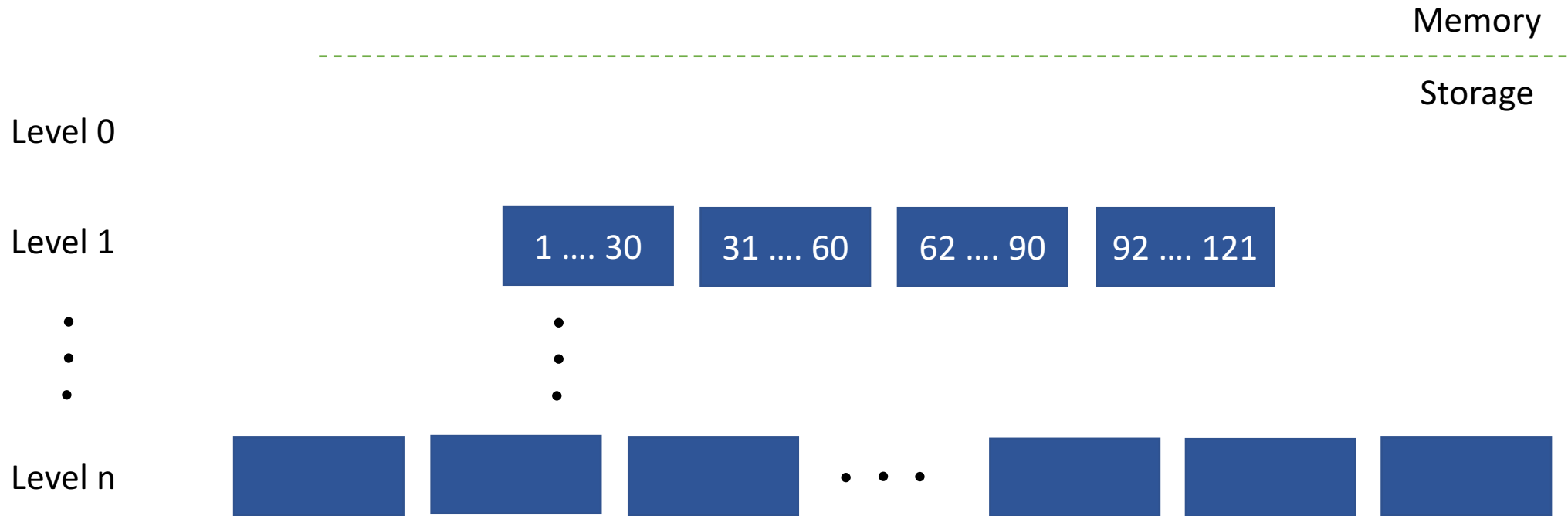


Write amplification: Illustration



Write amplification: Illustration

Level 1 re-write counter: 3



Existing data is re-written to the same level (1) 3 times

Root cause of write amplification

Rewriting data to the same level
multiple times

To maintain sorted non-overlapping
files in each level

Outline

- Log-Structured Merge Tree (LSM)
- **Fragmented Log-Structured Merge Tree (FLSM)**
- Building PebblesDB using FLSM
- Evaluation
- Conclusion

Naïve approach to reduce write amplification

- Just append the file to the end of next level
- Many (possibly all) overlapping files within a level

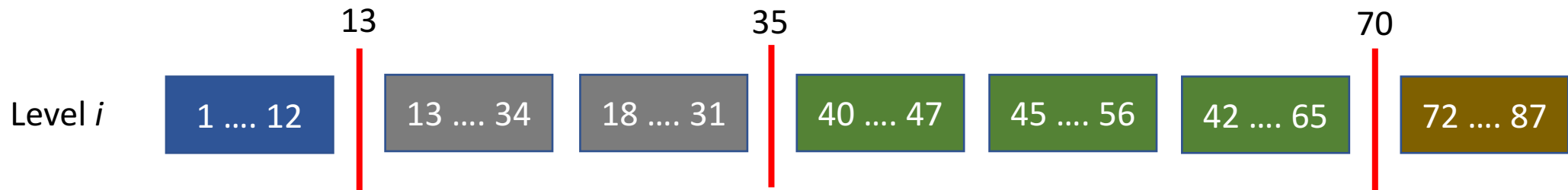


(all files have overlapping key ranges)

- Affects the **read performance**

Partially sorted levels

- **Hybrid** between all non-overlapping files and all overlapping files
- Inspired from **Skip-List** data structure
- Concrete boundaries (**guards**) to group together overlapping files



(files of same color can have overlapping key ranges)

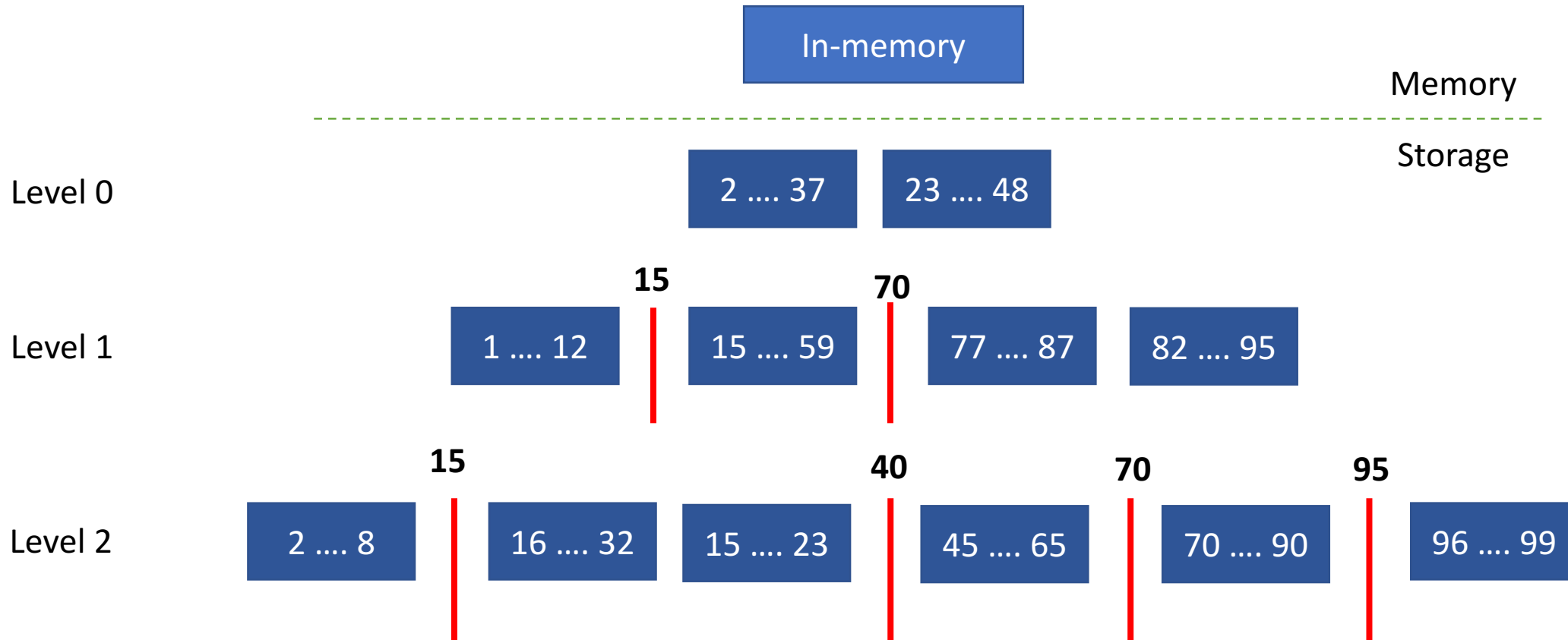
Fragmented Log-Structured Merge Tree

Novel **modification of LSM** data structure

Uses **guards** to maintain **partially sorted levels**

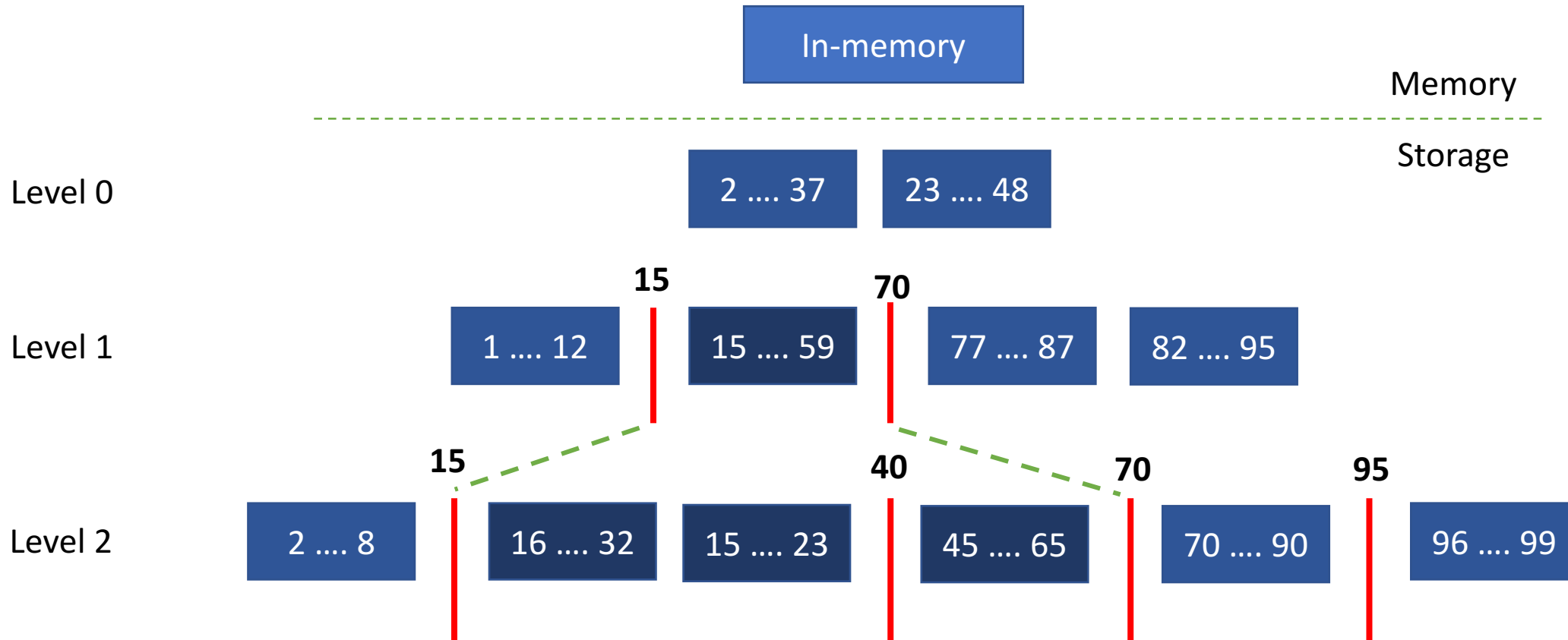
Writes data only once per level in most cases

FLSM structure



Note how files are logically grouped within guards

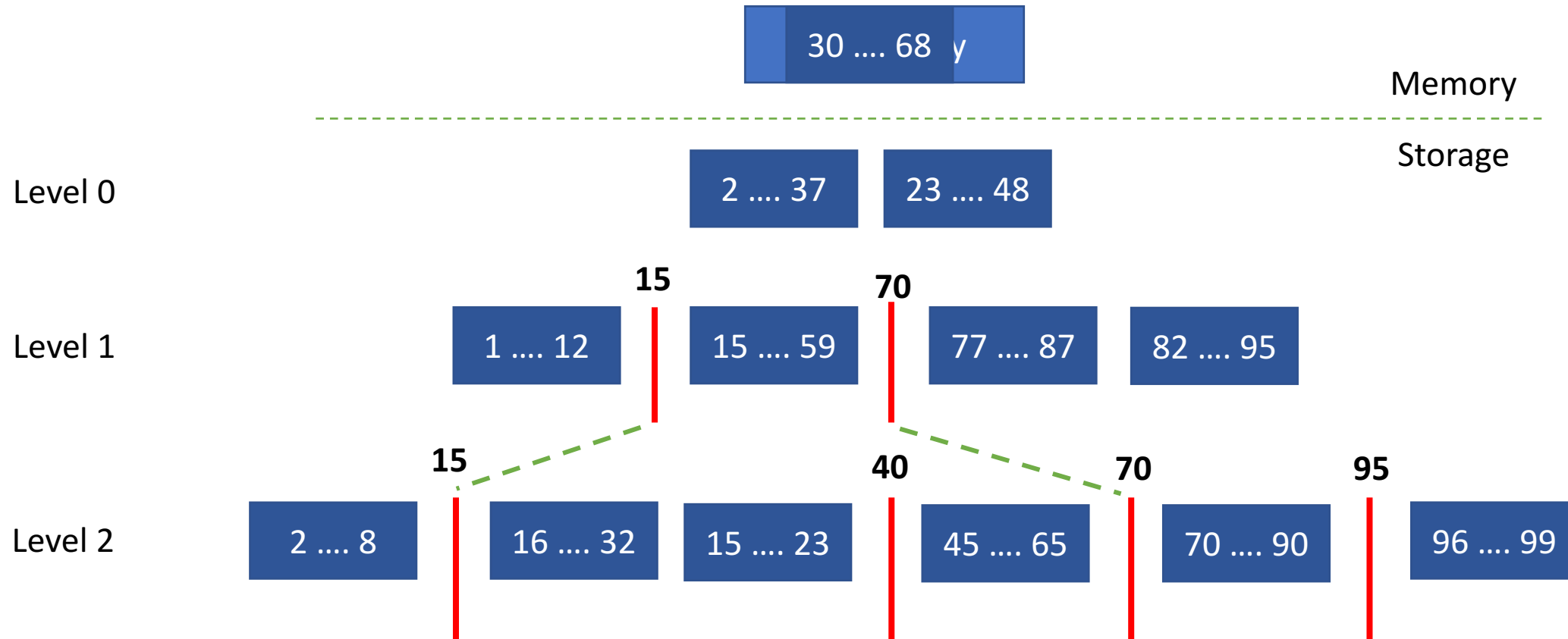
FLSM structure



Guards get more fine grained deeper into the tree

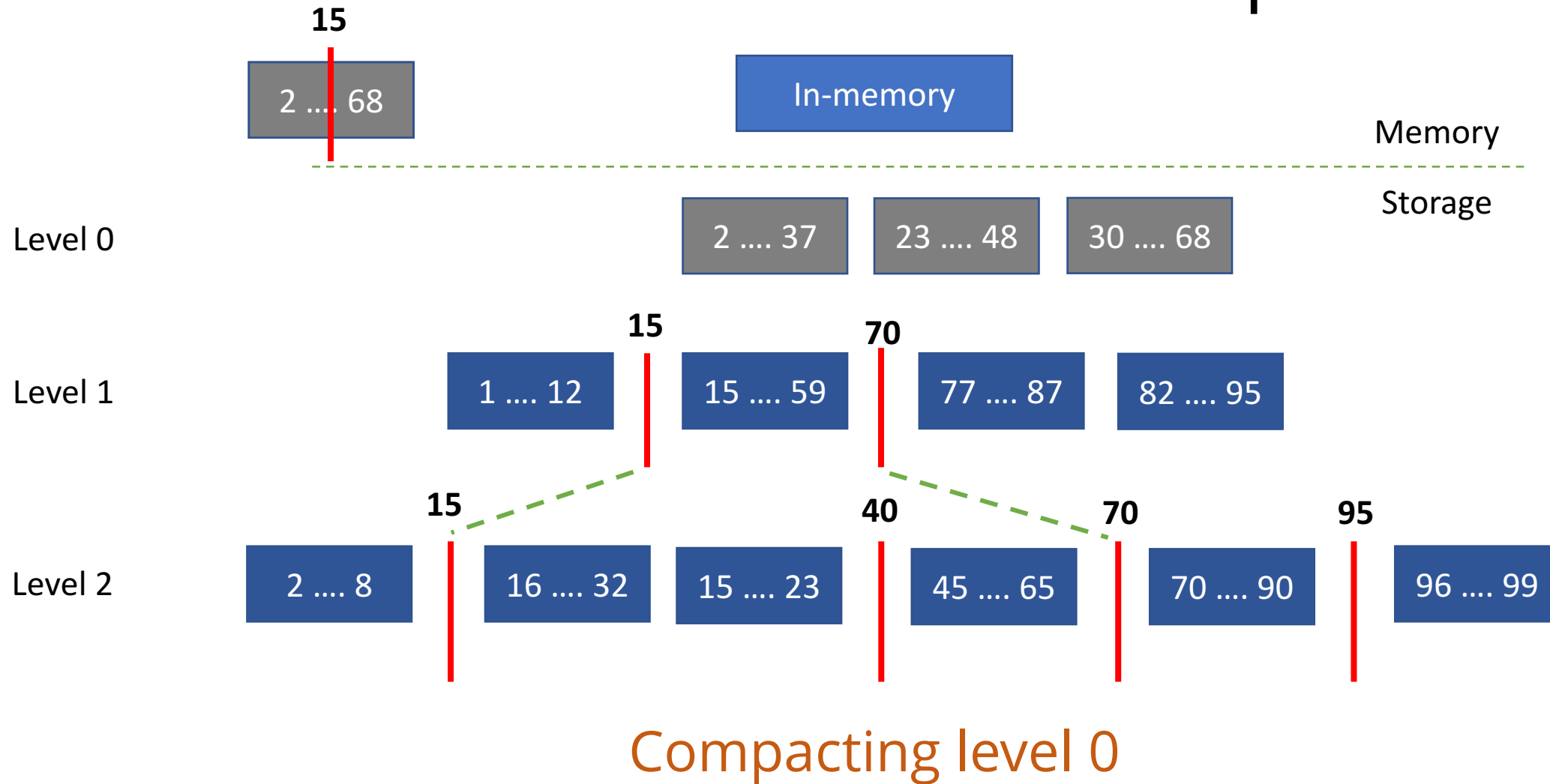
How does FLSM reduce write amplification?

How does FLSM reduce write amplification?

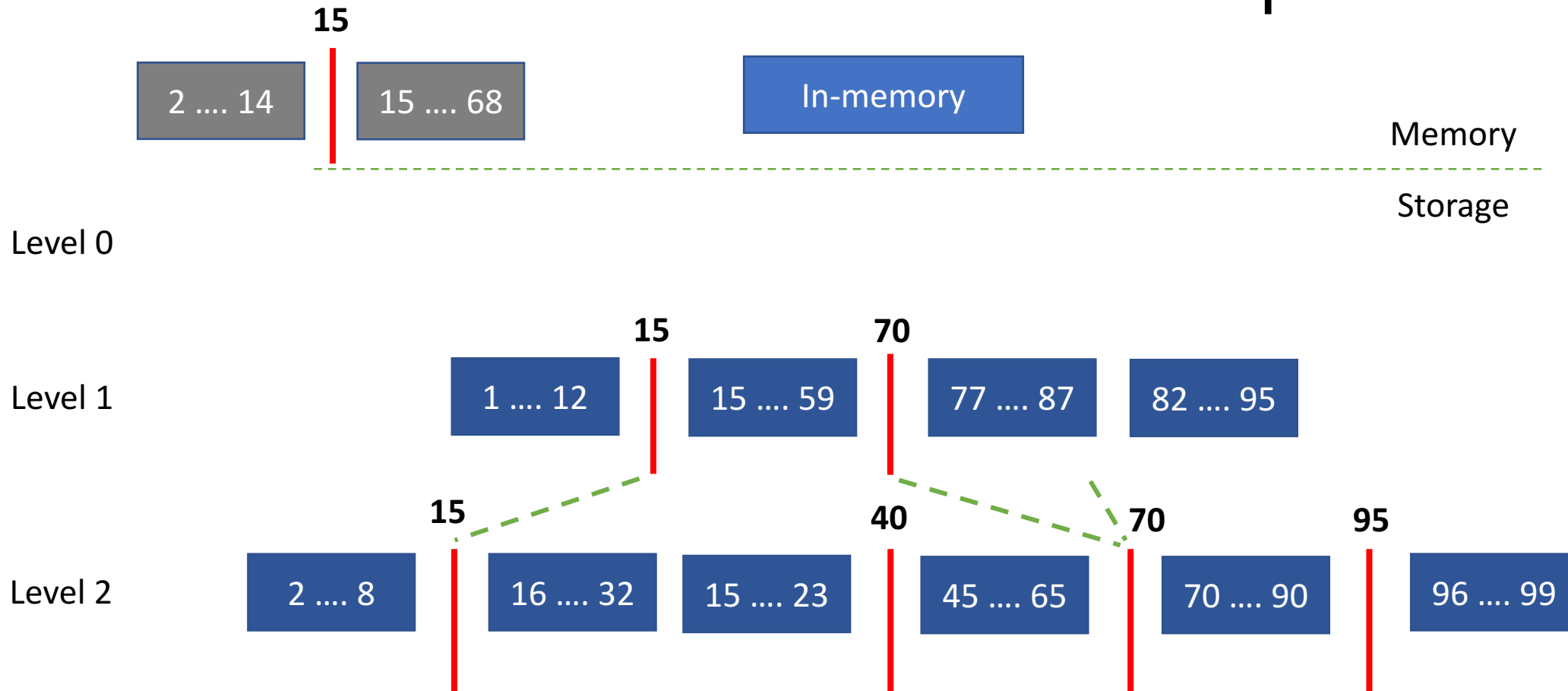


Max files in level 0 is configured to be 2

How does FLSM reduce write amplification?

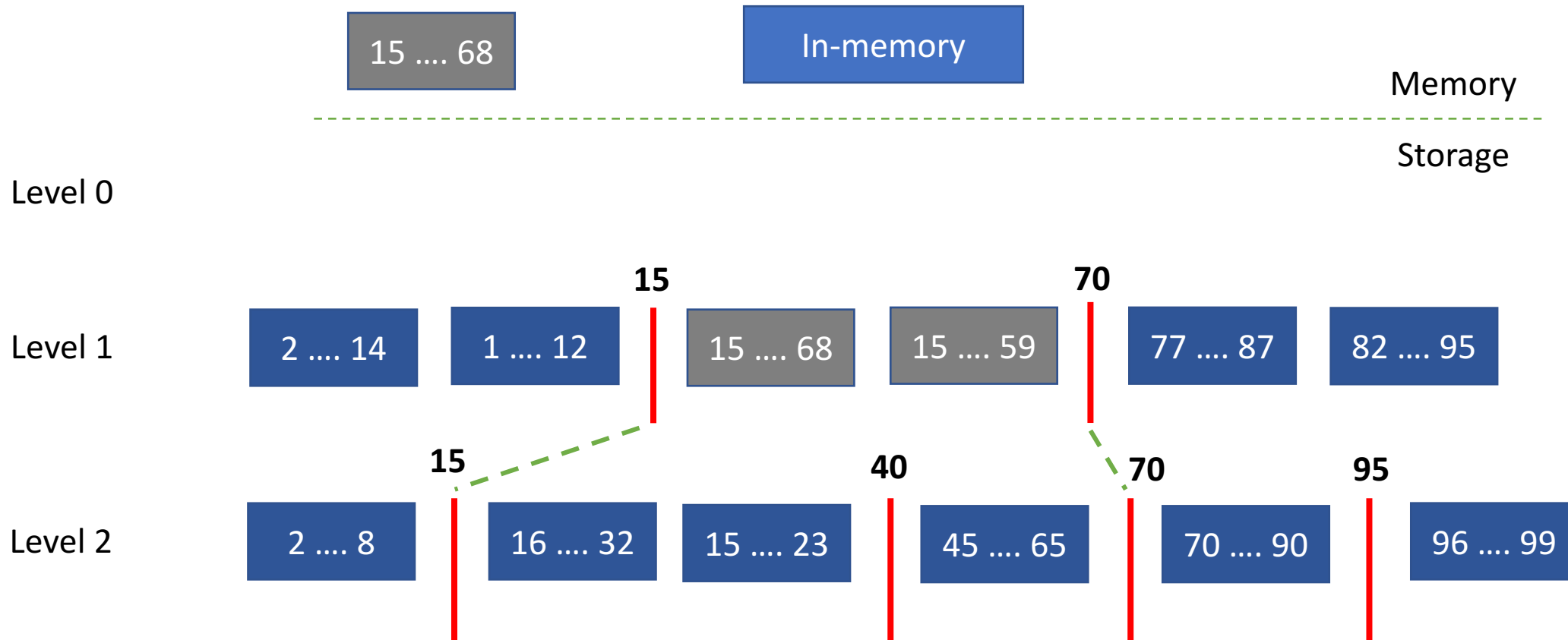


How does FLSM reduce write amplification?



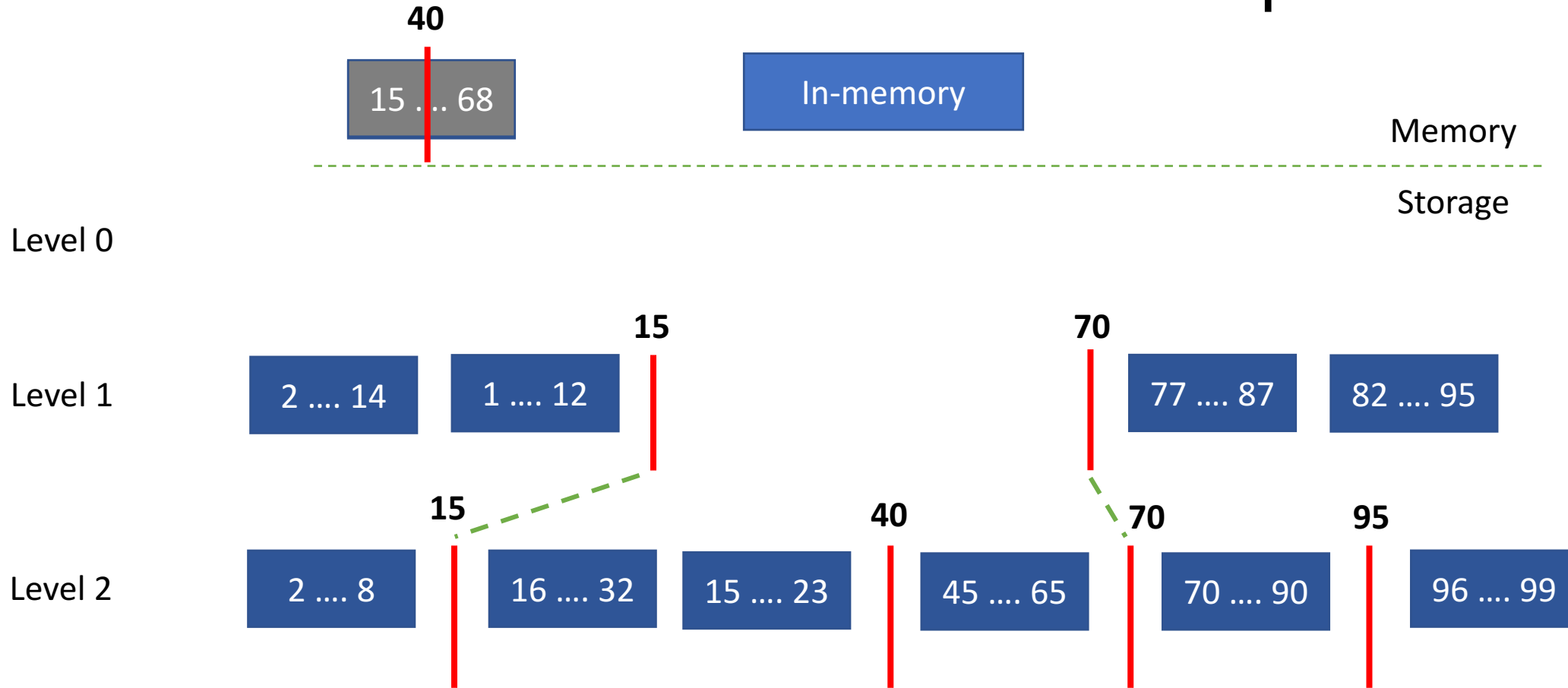
Fragmented files are just appended to next level

How does FLSM reduce write amplification?



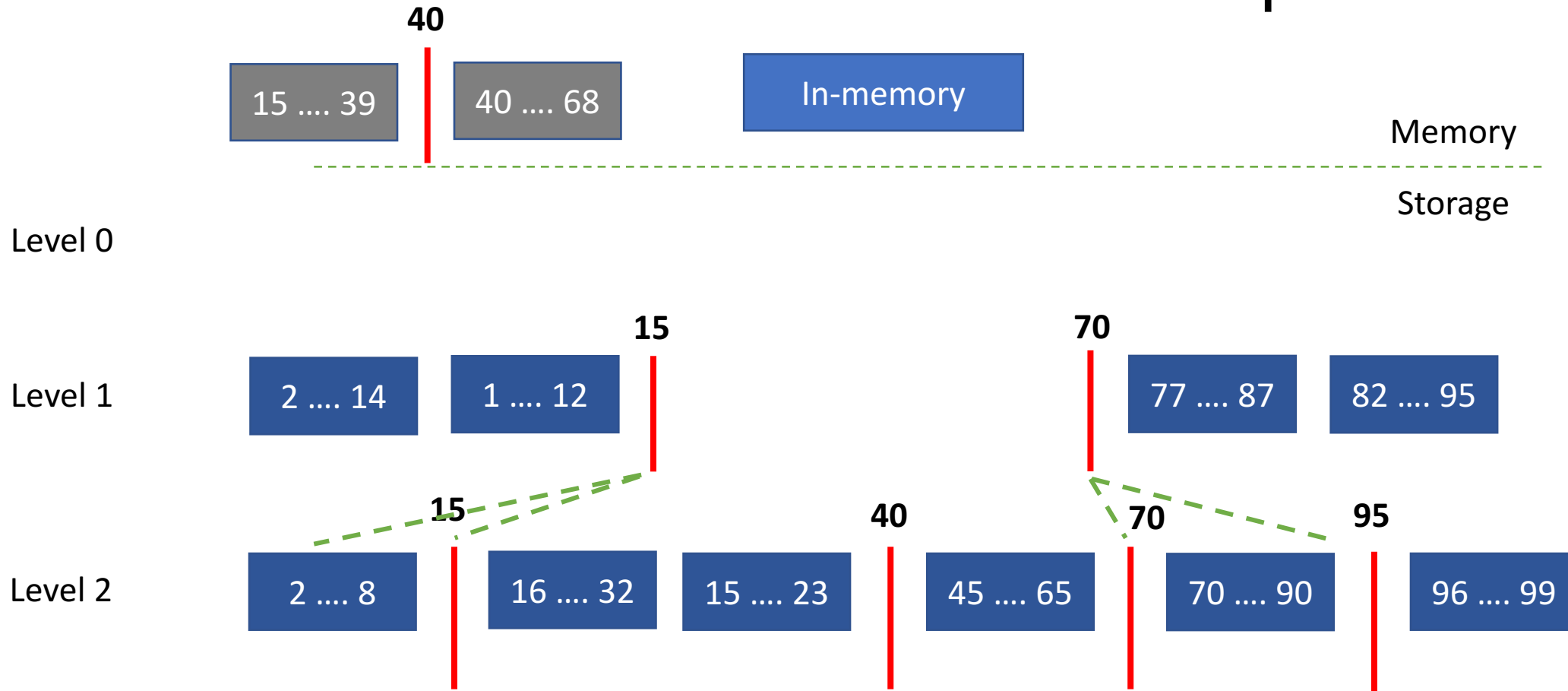
Guard 15 in Level 1 is to be compacted

How does FLSM reduce write amplification?



Files are combined, sorted and fragmented

How does FLSM reduce write amplification?



Fragmented files are just appended to next level

How does FLSM reduce write amplification?

FLSM **doesn't re-write data** to the same level
in most cases

How does FLSM maintain read performance?

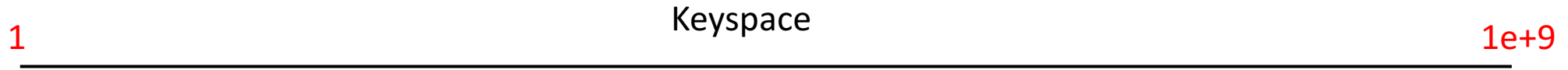
FLSM maintains **partially sorted levels** to efficiently
reduce the search space

Selecting Guards

- Guards are chosen randomly and dynamically
- Dependent on the distribution of data

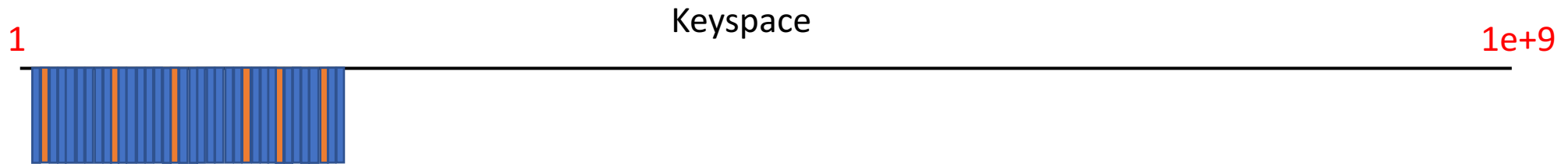
Selecting Guards

- Guards are chosen randomly and dynamically
- Dependent on the distribution of data



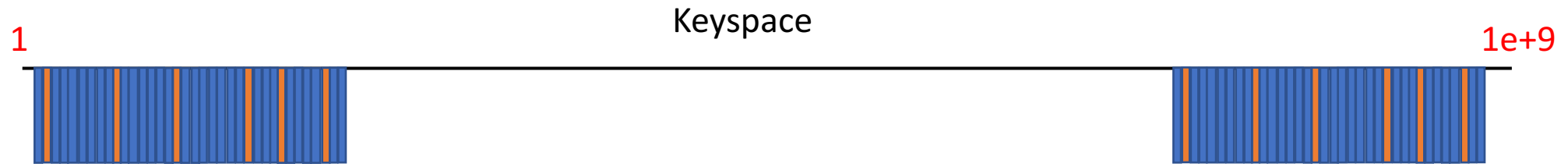
Selecting Guards

- Guards are chosen randomly and dynamically
- Dependent on the distribution of data

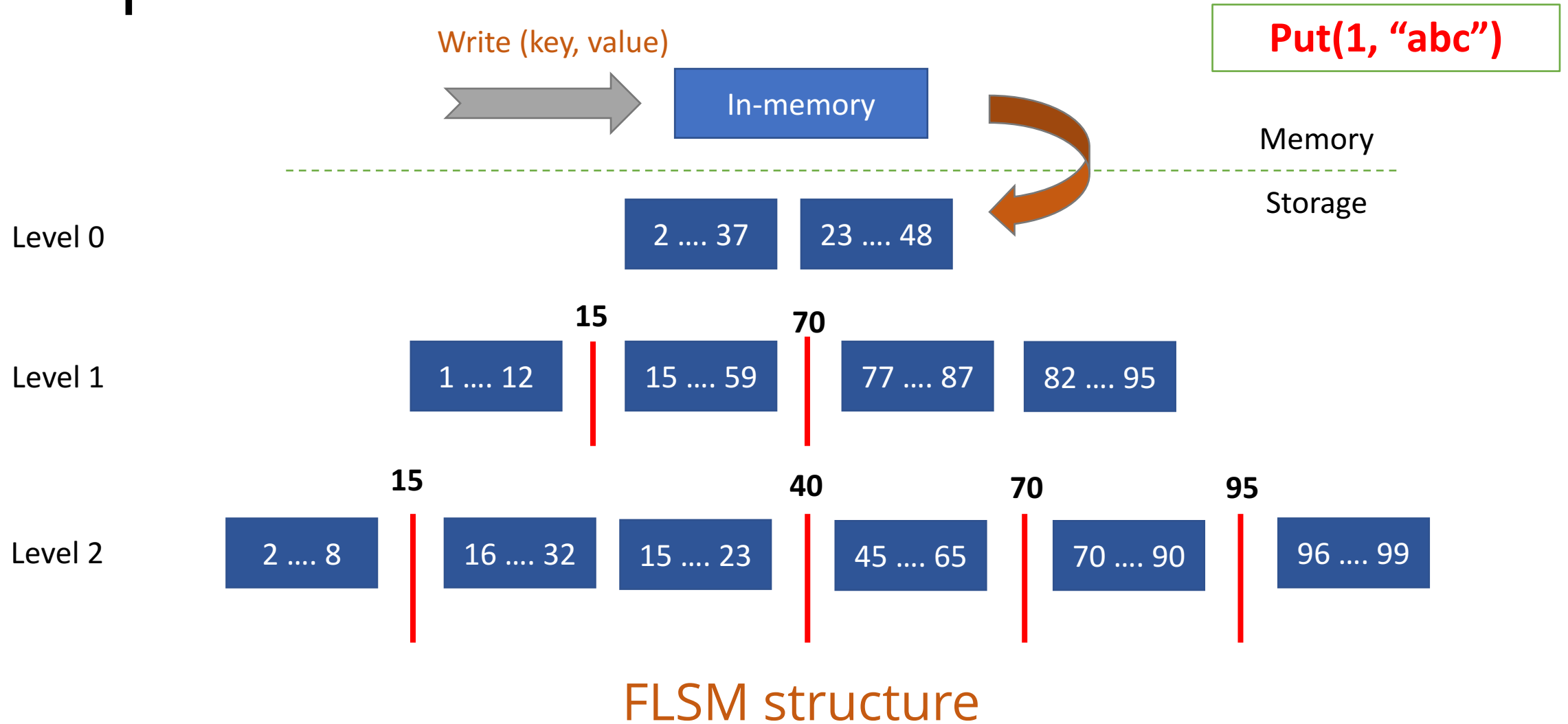


Selecting Guards

- Guards are chosen randomly and dynamically
- Dependent on the distribution of data



Operations: Write



Operations: Get

Get(23)

In-memory

Memory

Storage

Level 0

2 ... 37

23 ... 48

Level 1

1 ... 12

15

15 ... 59

70

77 ... 87

82 ... 95

Level 2

2 ... 8

15

16 ... 32

15 ... 23

40

45 ... 65

70

70 ... 90

95

96 ... 99

FLSM structure

Operations: Get

Get(23)

In-memory

Memory

Storage

Level 0

2 ... 37

23 ... 48

Level 1

1 ... 12

15

15 ... 59

70

77 ... 87

82 ... 95

Level 2

2 ... 8

15

16 ... 32

15 ... 23

40

45 ... 65

70

70 ... 90

95

96 ... 99

Search level by level starting from memory

Operations: Get

Get(23)

In-memory

Memory

Storage

Level 0

2 ... 37

23 ... 48

Level 1

1 ... 12

15

15 ... 59

70

77 ... 87

82 ... 95

Level 2

2 ... 8

15

16 ... 32

15 ... 23

40

45 ... 65

70

70 ... 90

95

96 ... 99

All level 0 files need to be searched

Operations: Get

Get(23)

In-memory

Memory

Storage

Level 0

2 ... 37

23 ... 48

Level 1

1 ... 12

15

15 ... 59

70

77 ... 87

82 ... 95

Level 2

2 ... 8

15

16 ... 32

15 ... 23

40

45 ... 65

70

70 ... 90

95

96 ... 99

Level 1: File under guard 15 is searched

Operations: Get

Get(23)

In-memory

Memory

Storage

Level 0

2 ... 37

23 ... 48

Level 1

1 ... 12

15

15 ... 59

70

77 ... 87

82 ... 95

Level 2

2 ... 8

15

16 ... 32

15 ... 23

40

45 ... 65

70

70 ... 90

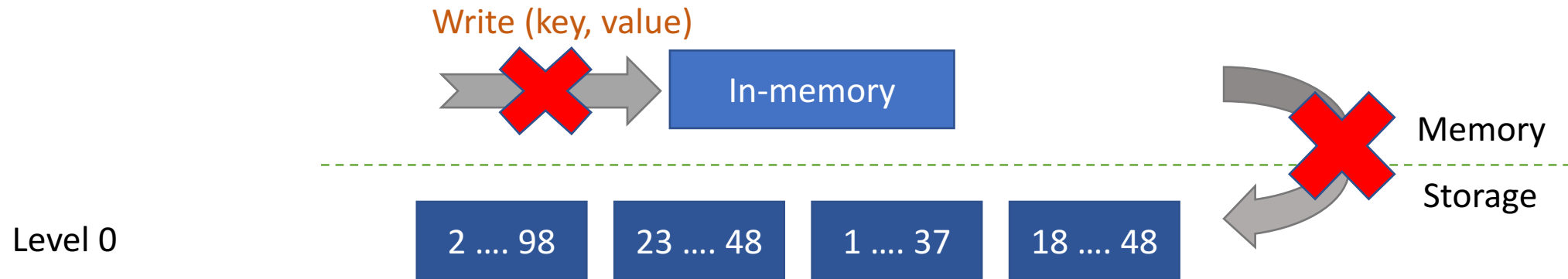
95

96 ... 99

Level 2: Both the files under guard 15 are searched

High write throughput in FLSM

- Compaction from memory to level 0 is stalled
- Writes to memory is also stalled



If rate of insertion is higher than rate of compaction, **write throughput depends on the rate of compaction**

High write throughput in FLSM

- Compaction from memory to level 0 is stalled
- Writes to memory is also stalled

FLSM has **faster compaction** because of lesser I/O and hence higher write throughput

If rate of insertion is higher than rate of compaction, **write throughput depends on the rate of compaction**

Challenges in FLSM

- Every read/range query operation needs to examine multiple files per level
- For example, if every guard has 5 files, read latency is increased by 5x (assuming no cache hits)

Trade-off between write I/O and read performance

Outline

- Log-Structured Merge Tree (LSM)
- Fragmented Log-Structured Merge Tree (FLSM)
- **Building PebblesDB using FLSM**
- Evaluation
- Conclusion

PebblesDB

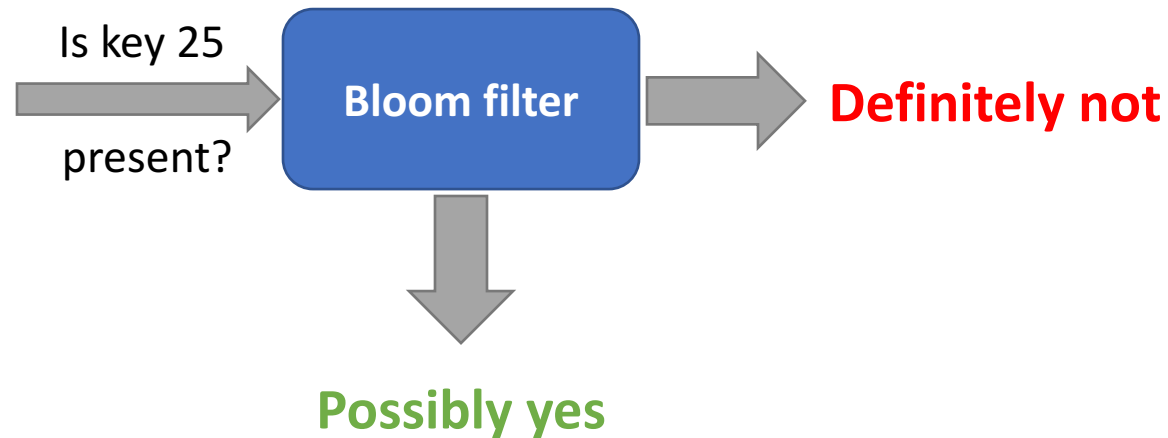
- Built by modifying **HyperLevelDB** (± 9100 LOC) to use FLSM
- HyperLevelDB, built over LevelDB, to provide improved parallelism and compaction
- API compatible with LevelDB, but not with RocksDB

Optimizations in PebblesDB

- **Challenge (get/range query):** Multiple files in a guard
- Get() performance is improved using **file level bloom filter**

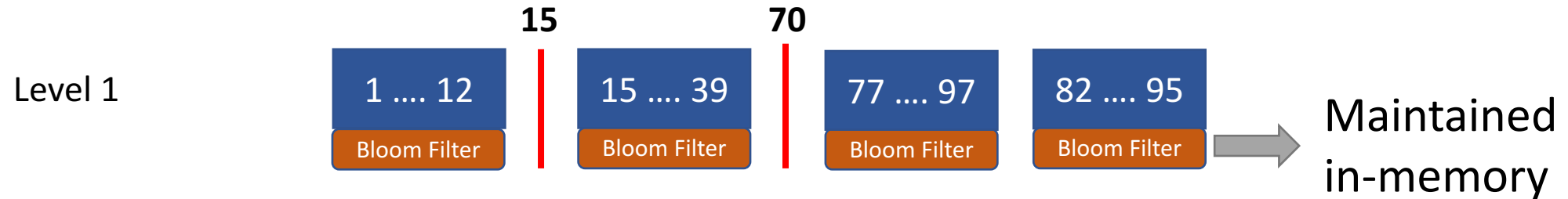
Optimizations in PebblesDB

- **Challenge (get/range query):** Multiple files in a guard
- Get() performance is improved using **file level bloom filter**



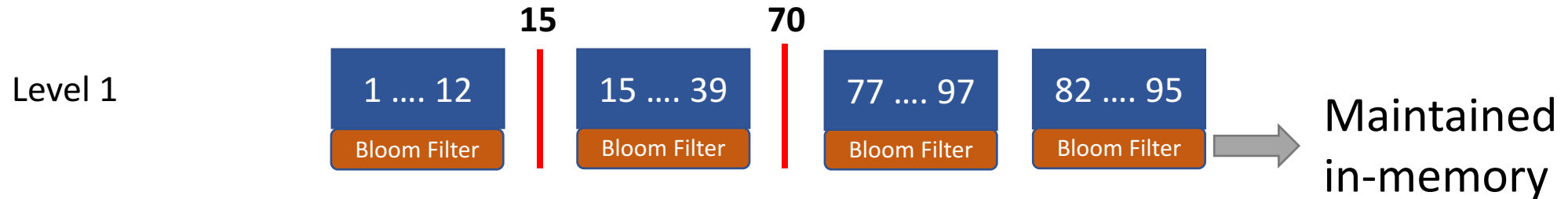
Optimizations in PebblesDB

- **Challenge (get/range query):** Multiple files in a guard
- Get() performance is improved using **file level bloom filter**



Optimizations in PebblesDB

- **Challenge (get/range query):** Multiple files in a guard
- Get() performance is improved using **file level bloom filter**



PebblesDB reads **same number of files** as any LSM based store

Optimizations in PebblesDB

- **Challenge (get/range query):** Multiple files in a guard
- Get() performance is improved using **file level bloom filter**
- Range query performance is improved using parallel threads and better compaction

Outline

- Log-Structured Merge Tree (LSM)
- Fragmented Log-Structured Merge Tree (FLSM)
- Building PebblesDB using FLSM
- **Evaluation**
- Conclusion

Evaluation

Micro-benchmarks

Real world workloads - YCSB

Crash recovery

Small dataset

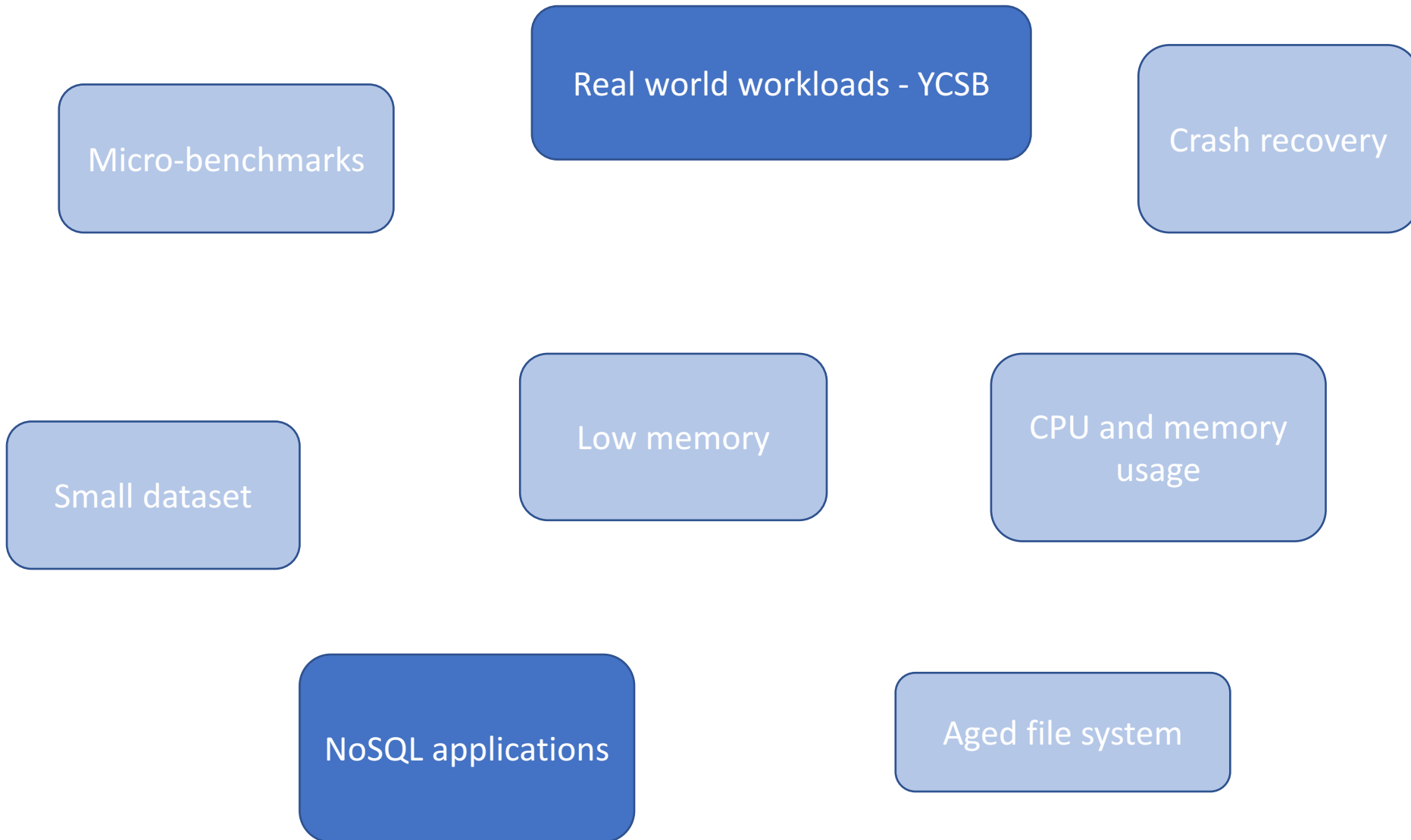
Low memory

CPU and memory
usage

NoSQL applications

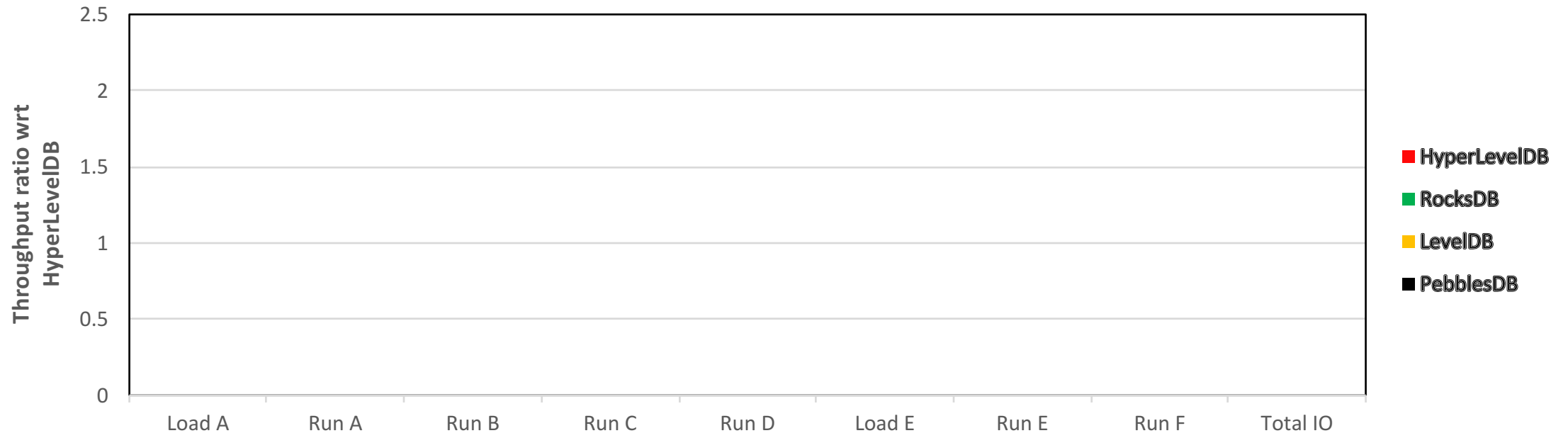
Aged file system

Evaluation



Real world workloads - YCSB

- Yahoo! Cloud Serving Benchmark - Industry standard macro-benchmark
- Insertions: 50M, Operations: 10M, key size: 16 bytes and value size: 1 KB



Load A - 100 % writes

Run A - 50% reads, 50% writes

Run B - 95% reads, 5% writes

Run C - 100% reads

Run D - 95% reads (latest), 5% writes

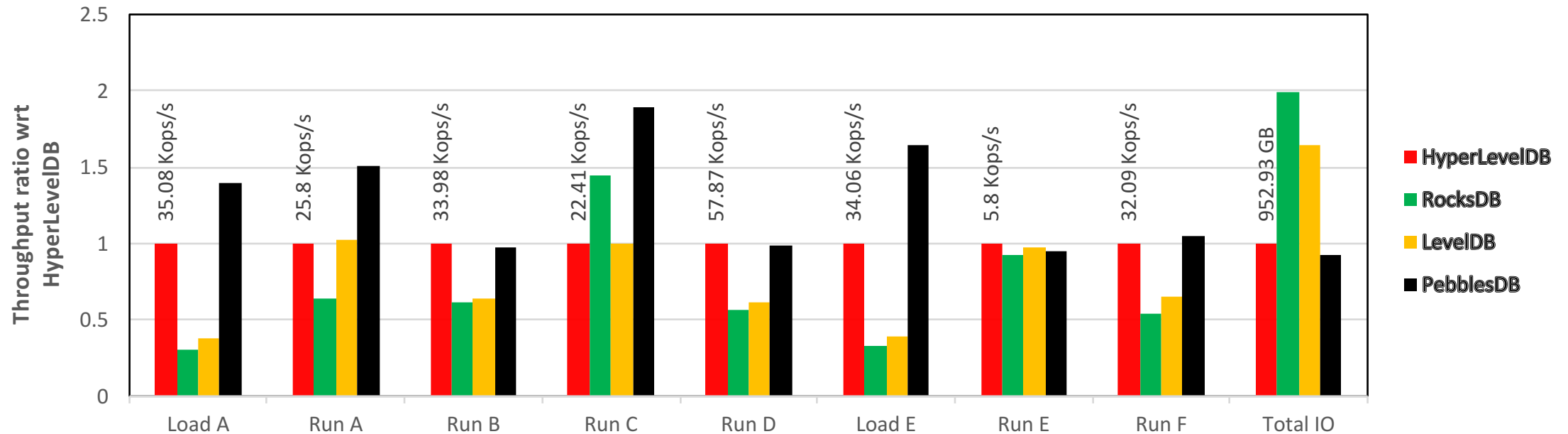
Load E - 100% writes

Run E - 95% range queries, 5% writes

Run F - 50% reads, 50% read-modify-writes

Real world workloads - YCSB

- Yahoo! Cloud Serving Benchmark - Industry standard macro-benchmark
- Insertions: 50M, Operations: 10M, key size: 16 bytes and value size: 1 KB



Load A - 100 % writes

Run A - 50% reads, 50% writes

Run B - 95% reads, 5% writes

Run C - 100% reads

Run D - 95% reads (latest), 5% writes

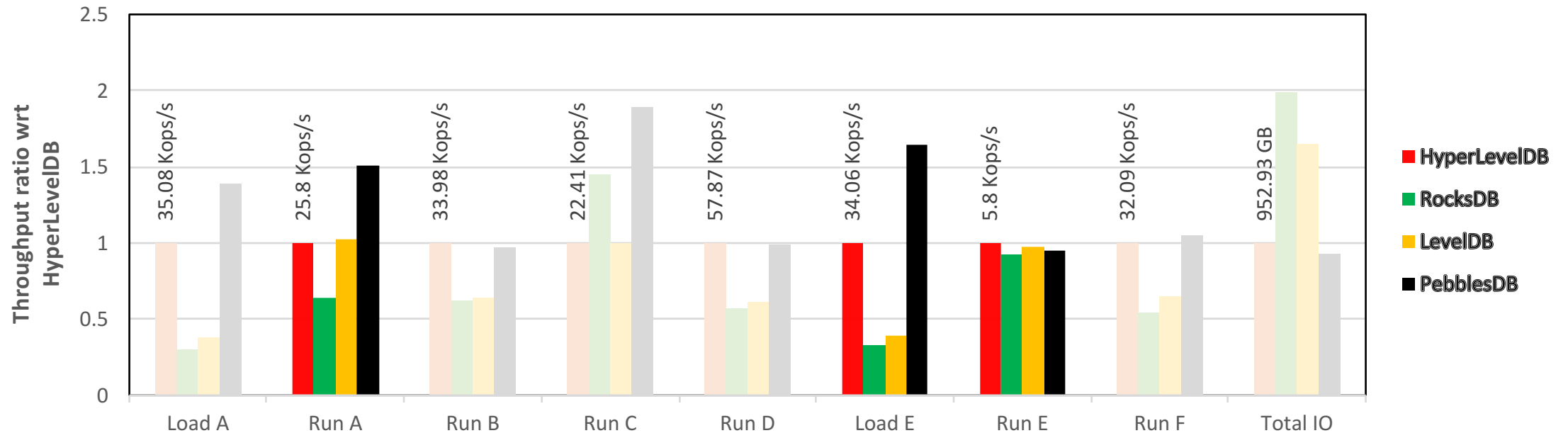
Load E - 100% writes

Run E - 95% range queries, 5% writes

Run F - 50% reads, 50% read-modify-writes

Real world workloads - YCSB

- Yahoo! Cloud Serving Benchmark - Industry standard macro-benchmark
- Insertions: 50M, Operations: 10M, key size: 16 bytes and value size: 1 KB



Load A - 100 % writes

Run A - 50% reads, 50% writes

Run B - 95% reads, 5% writes

Run C - 100% reads

Run D - 95% reads (latest), 5% writes

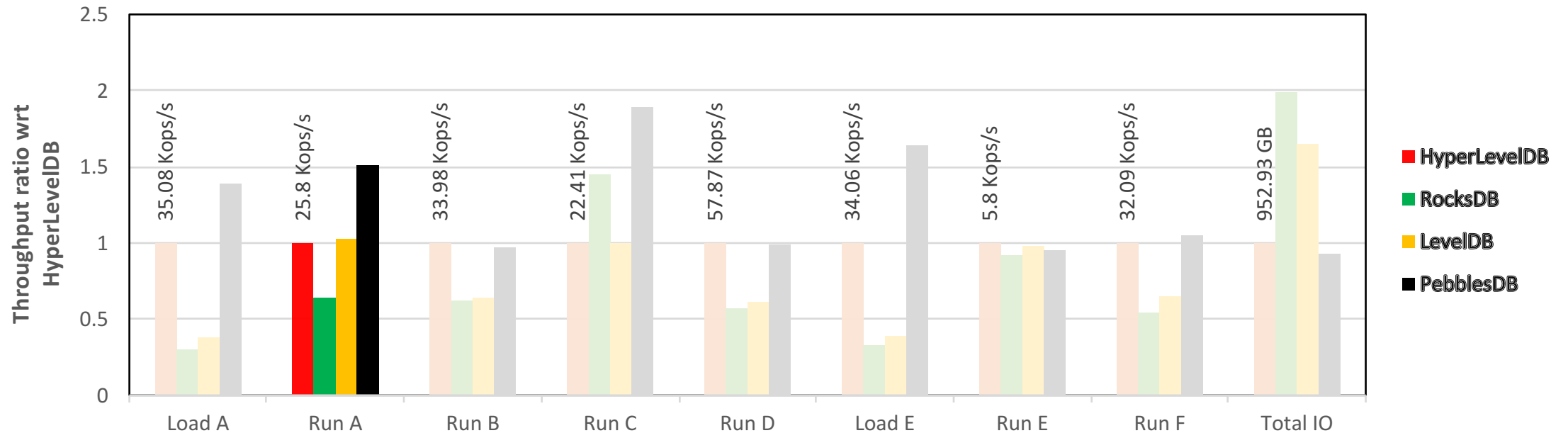
Load E - 100% writes

Run E - 95% range queries, 5% writes

Run F - 50% reads, 50% read-modify-writes

Real world workloads - YCSB

- Yahoo! Cloud Serving Benchmark - Industry standard macro-benchmark
- Insertions: 50M, Operations: 10M, key size: 16 bytes and value size: 1 KB



Load A - 100 % writes

Run A - 50% reads, 50% writes

Run B - 95% reads, 5% writes

Run C - 100% reads

Run D - 95% reads (latest), 5% writes

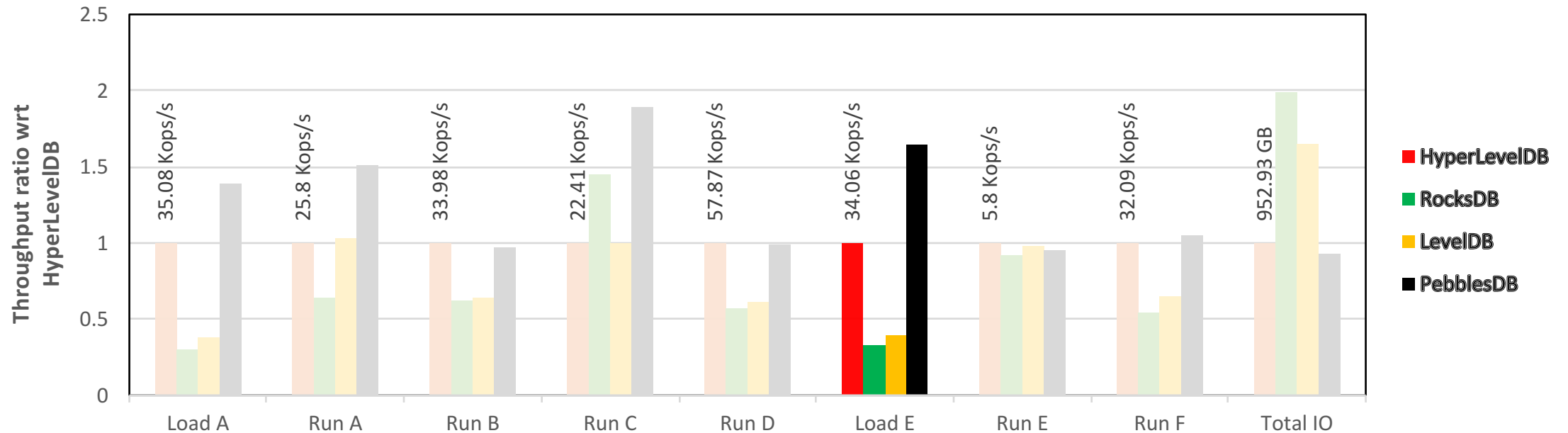
Load E - 100% writes

Run E - 95% range queries, 5% writes

Run F - 50% reads, 50% read-modify-writes

Real world workloads - YCSB

- Yahoo! Cloud Serving Benchmark - Industry standard macro-benchmark
- Insertions: 50M, Operations: 10M, key size: 16 bytes and value size: 1 KB



Load A - 100 % writes

Run A - 50% reads, 50% writes

Run B - 95% reads, 5% writes

Run C - 100% reads

Run D - 95% reads (latest), 5% writes

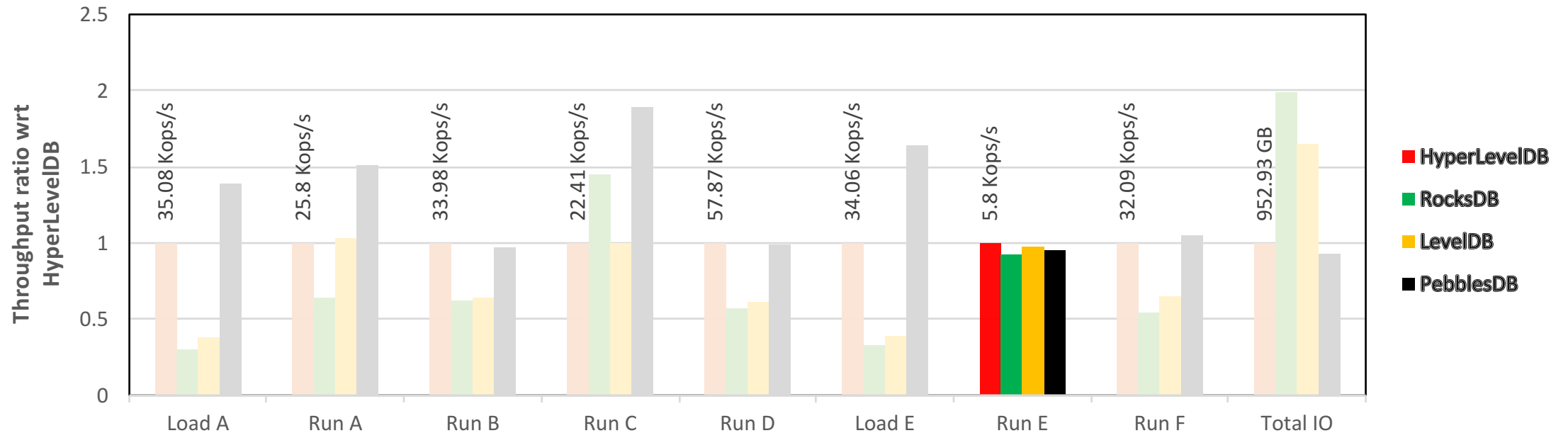
Load E - 100% writes

Run E - 95% range queries, 5% writes

Run F - 50% reads, 50% read-modify-writes

Real world workloads - YCSB

- Yahoo! Cloud Serving Benchmark - Industry standard macro-benchmark
- Insertions: 50M, Operations: 10M, key size: 16 bytes and value size: 1 KB



Load A - 100 % writes

Run A - 50% reads, 50% writes

Run B - 95% reads, 5% writes

Run C - 100% reads

Run D - 95% reads (latest), 5% writes


Load E - 100% writes

Run E - 95% range queries, 5% writes

Run F - 50% reads, 50% read-modify-writes

NoSQL stores - MongoDB

- YCSB on MongoDB, a widely used key-value store
- Inserted 20M key-value pairs with 1 KB value size and 10M operations



Load A - 100 % writes

Run A - 50% reads, 50% writes

Run B - 95% reads, 5% writes

Run C - 100% reads

Run D - 95% reads (latest), 5% writes

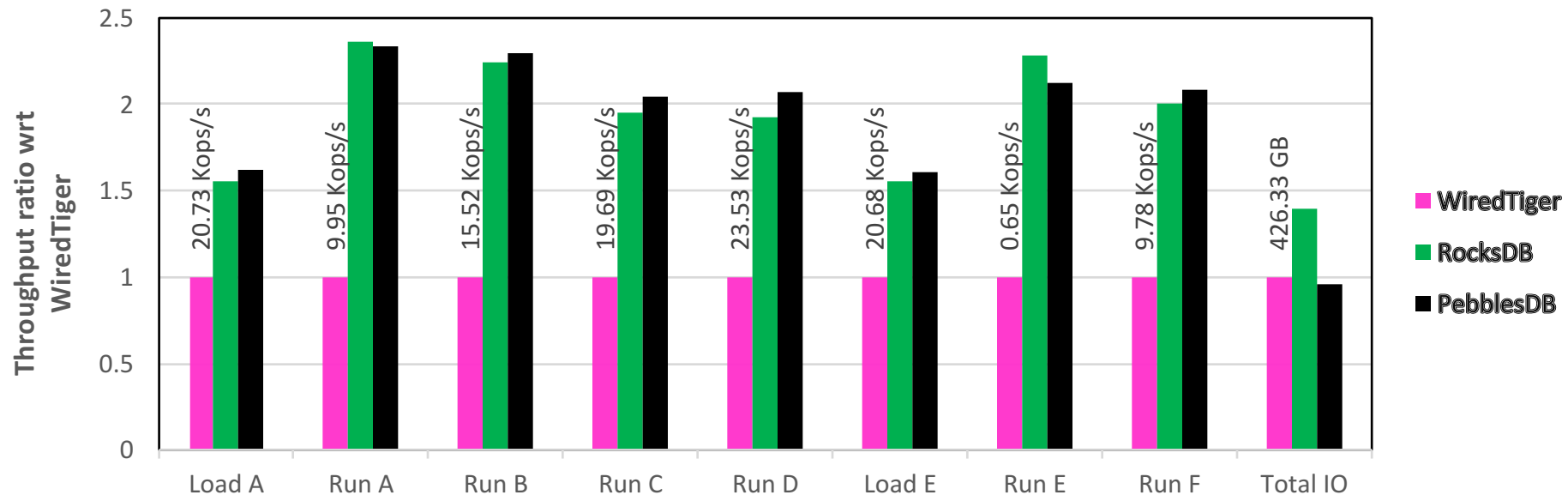
Load E - 100% writes

Run E - 95% range queries, 5% writes

Run F - 50% reads, 50% read-modify-writes

NoSQL stores - MongoDB

- YCSB on MongoDB, a widely used key-value store
- Inserted 20M key-value pairs with 1 KB value size and 10M operations



Load A - 100 % writes

Run A - 50% reads, 50% writes

Run B - 95% reads, 5% writes

Run C - 100% reads

Run D - 95% reads (latest), 5% writes

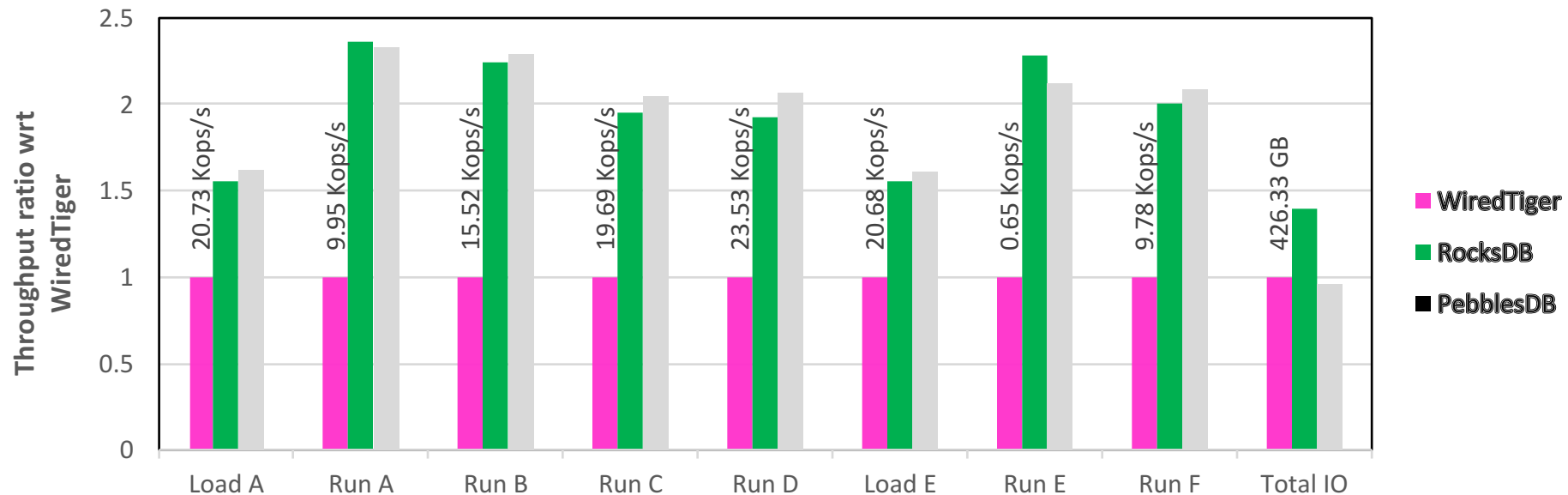
Load E - 100% writes

Run E - 95% range queries, 5% writes

Run F - 50% reads, 50% read-modify-writes

NoSQL stores - MongoDB

- YCSB on MongoDB, a widely used key-value store
- Inserted 20M key-value pairs with 1 KB value size and 10M operations



Load A - 100 % writes

Run A - 50% reads, 50% writes

Run B - 95% reads, 5% writes

Run C - 100% reads

Run D - 95% reads (latest), 5% writes

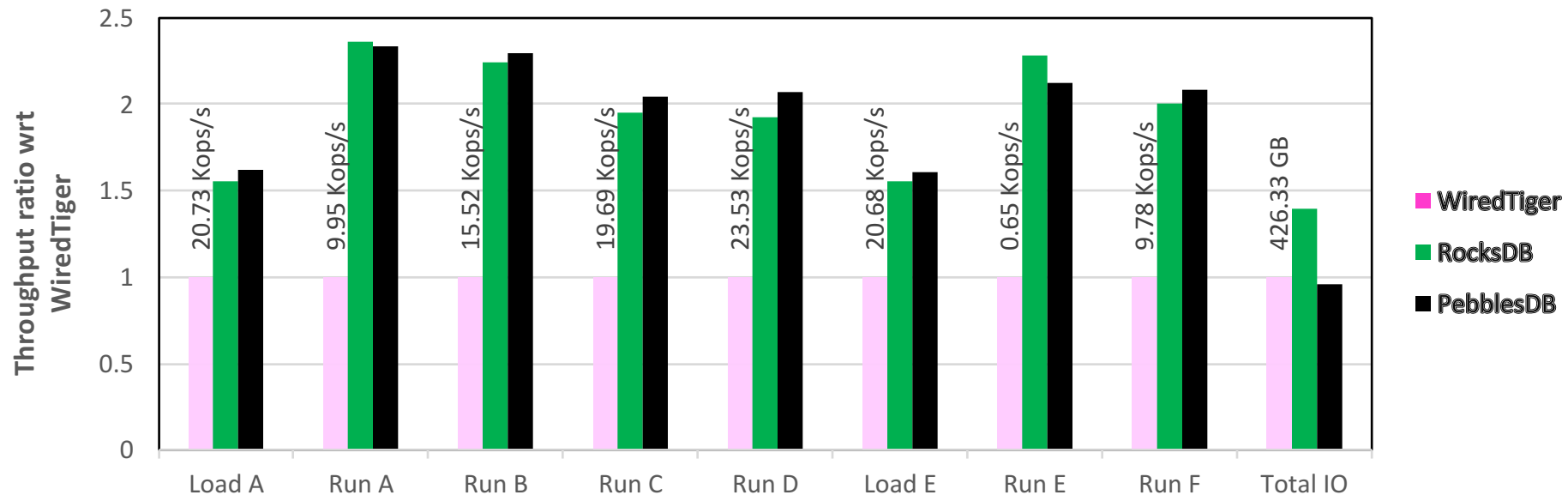
Load E - 100% writes

Run E - 95% range queries, 5% writes

Run F - 50% reads, 50% read-modify-writes

NoSQL stores - MongoDB

- YCSB on MongoDB, a widely used key-value store
- Inserted 20M key-value pairs with 1 KB value size and 10M operations



Load A - 100 % writes

Run A - 50% reads, 50% writes

Run B - 95% reads, 5% writes

Run C - 100% reads

Run D - 95% reads (latest), 5% writes

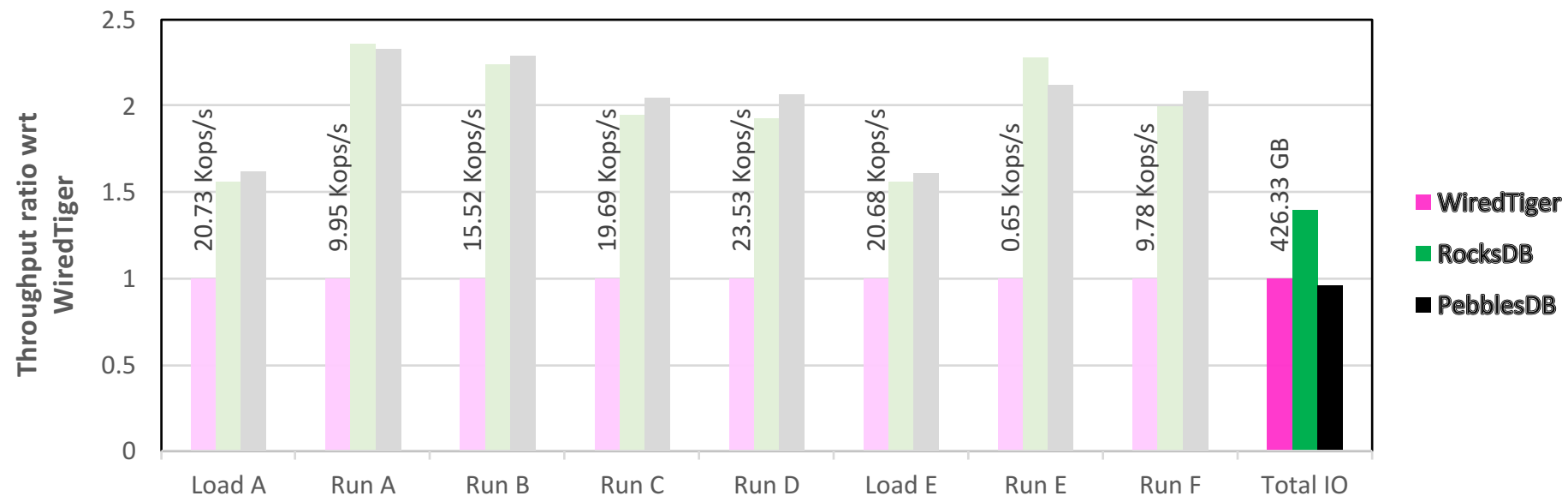
Load E - 100% writes

Run E - 95% range queries, 5% writes

Run F - 50% reads, 50% read-modify-writes

NoSQL stores - MongoDB

- YCSB on MongoDB, a widely used key-value store
- Inserted 20M key-value pairs with 1 KB value size and 10M operations



Load A - 100 % writes

Run A - 50% reads, 50% writes

Run B - 95% reads, 5% writes

Run C - 100% reads

Run D - 95% reads (latest), 5% writes

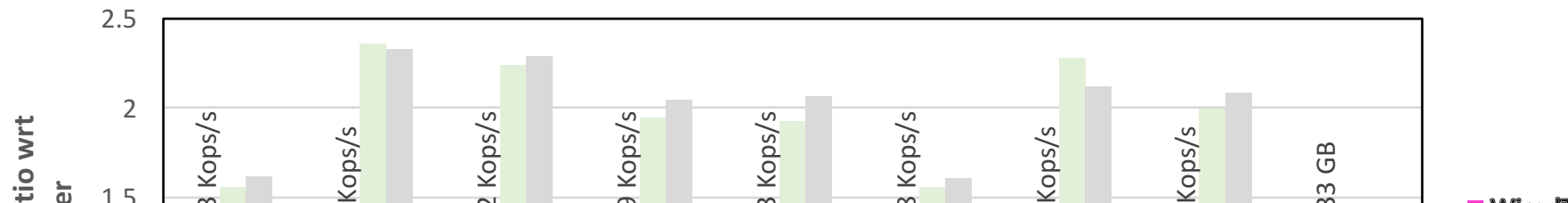
Load E - 100% writes

Run E - 95% range queries, 5% writes

Run F - 50% reads, 50% read-modify-writes

NoSQL stores - MongoDB

- YCSB on MongoDB, a widely used key-value store
- Inserted 20M key-value pairs with 1 KB value size and 10M operations



PebblesDB combines **low write IO** of WiredTiger with **high performance** of RocksDB

Load A - 100 % writes

Run A - 50% reads, 50% writes

Run B - 95% reads, 5% writes

Run C - 100% reads

Run D - 95% reads (latest), 5% writes

Load E - 100% writes

Run E - 95% range queries, 5% writes

Run F - 50% reads, 50% read-modify-writes


Outline

- Log-Structured Merge Tree (LSM)
- Fragmented Log-Structured Merge Tree (FLSM)
- Building PebblesDB using FLSM
- Evaluation
- **Conclusion**

Conclusion

- PebblesDB: key-value store built on Fragmented Log-Structured Merge Trees
 - Increases write throughput and reduces write IO at the same time
 - Obtains 6X the write throughput of RocksDB
- As key-value stores become more widely used, there have been several attempts to optimize them
- PebblesDB combines algorithmic innovation (the FLSM data structure) with careful systems building

https://github.com/utsaslab/pebblesdb

 **utsaslab** / **pebblesdb**

Unwatch ▾ 9

★ Unstar 45

🍴 Fork 7

<> Code

🔔 Issues 1

🔗 Pull requests 0

📁 Projects 0

📖 Wiki

📊 Insights

The PebblesDB write-optimized key-value store (SOSP 17)

sosp17 key-value-store flsm leveldb

🕒 26 commits

🌿 1 branch

🏷️ 0 releases

👤 3 contributors

📜 BSD-3-Clause

Branch: master ▾


New pull request

Create new file

Upload files

Find file

Clone or download ▾

 **pandian4github** Commenting bloom filter test temporarily

Latest commit d90182d 3 days ago

db	Commenting bloom filter test temporarily	3 days ago
doc	Adding initial version of PebblesDB code	23 days ago
graphs	Adding benchmark graphs	21 days ago

<https://github.com/utsaslab/pebblesdb>

utsaslab / pebblesdb

Unwatch 9 Unstar 45 Fork 7

Code Issues 1 Pull requests 0 Projects 0 Wiki Insights

The PebblesDB write-optimized key-value store (SOSP 17)

sosp17 key-value-store flsm leveldb

26 commits 1 branch BSD-3-Clause

Branch: master New pull request New file Upload files Find file Clone or download

Latest commit d90182d 3 days ago

...in filter test temporarily	3 days ago
...ing initial version of PebblesDB code	23 days ago
Adding benchmark graphs	21 days ago

Thank You!

vmware®

Systems and Storage Lab
UT Austin

TEXAS
The University of Texas at Austin

Backup slides

Operations: Seek

- **Seek(target):** Returns the smallest key in the database which is \geq target
- Used for range queries (for example, return all entries between 5 and 18)

Level 0 – 1, 2, 100, 1000

Level 1 – 1, 5, 10, 2000

Level 2 – 5, 300, 500

Get(1)

Operations: Seek

- **Seek(target):** Returns the smallest key in the database which is \geq target
- Used for range queries (for example, return all entries between 5 and 18)

Level 0 – 1, 2, 100, 1000

Level 1 – 1, 5, 10, 2000

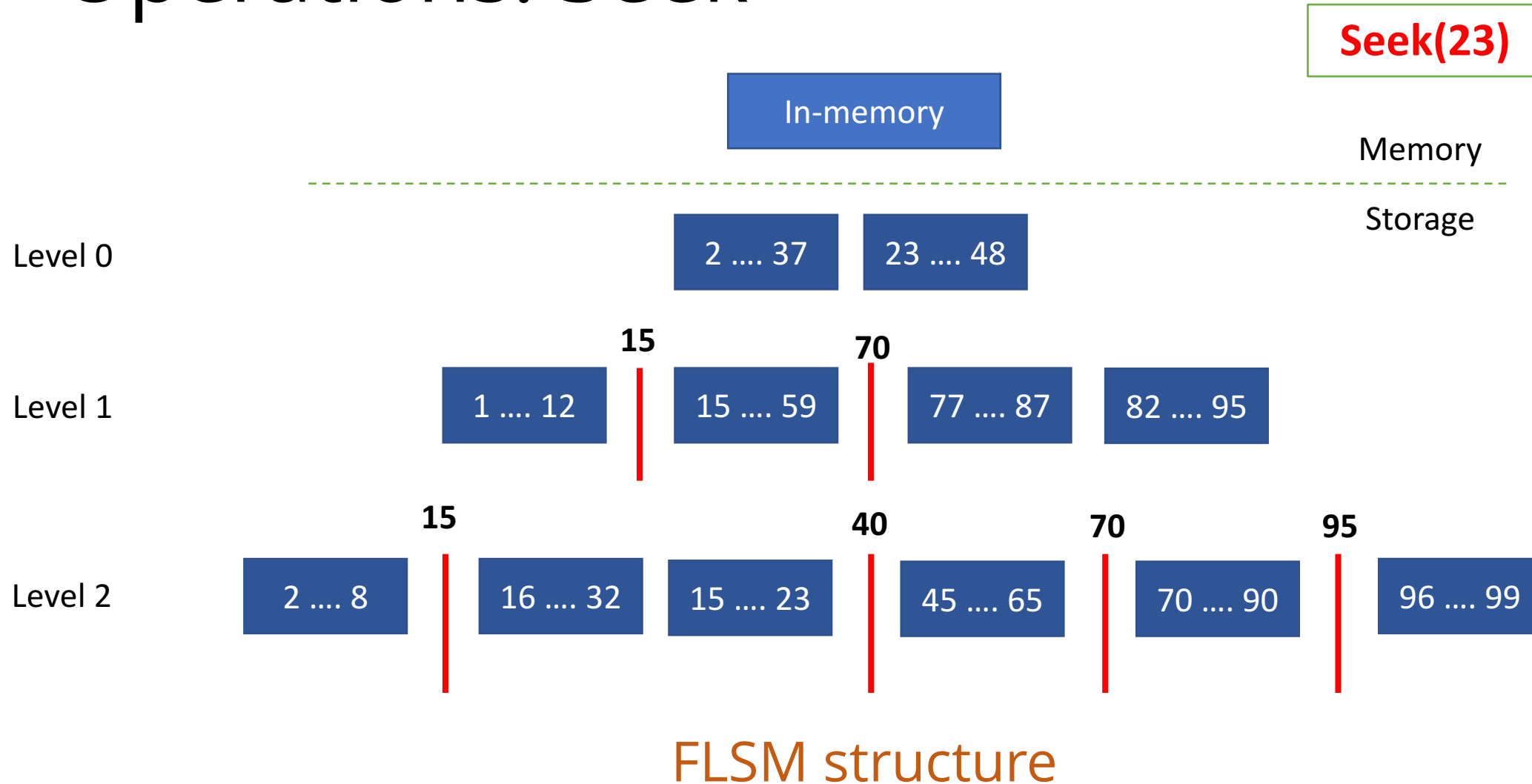
Level 2 – 5, 300, 500

Seek(200)

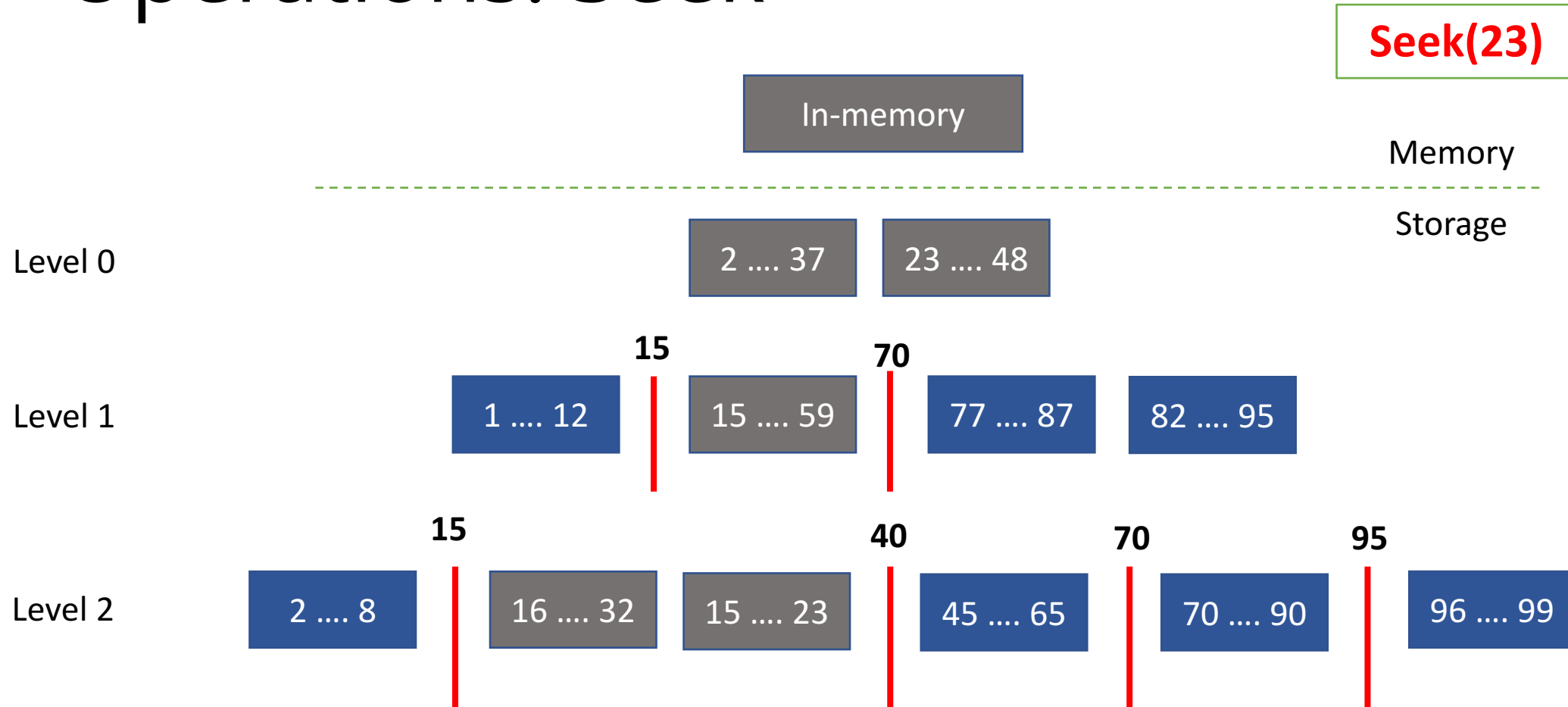
Operations: Seek

- **Seek(target):** Returns the smallest key in the database which is \geq target
- Used for range queries (for example, return all entries between 5 and 18)

Operations: Seek



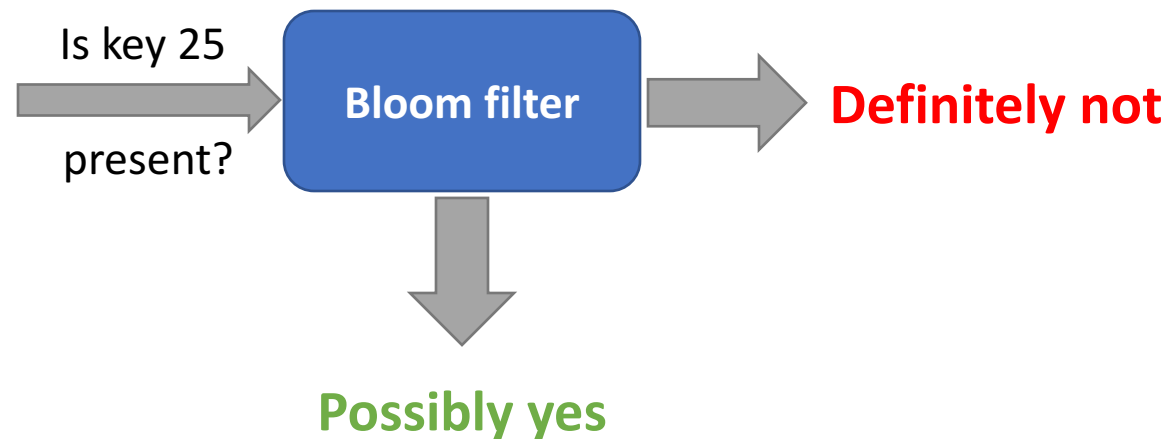
Operations: Seek



All levels and memtable need to be searched

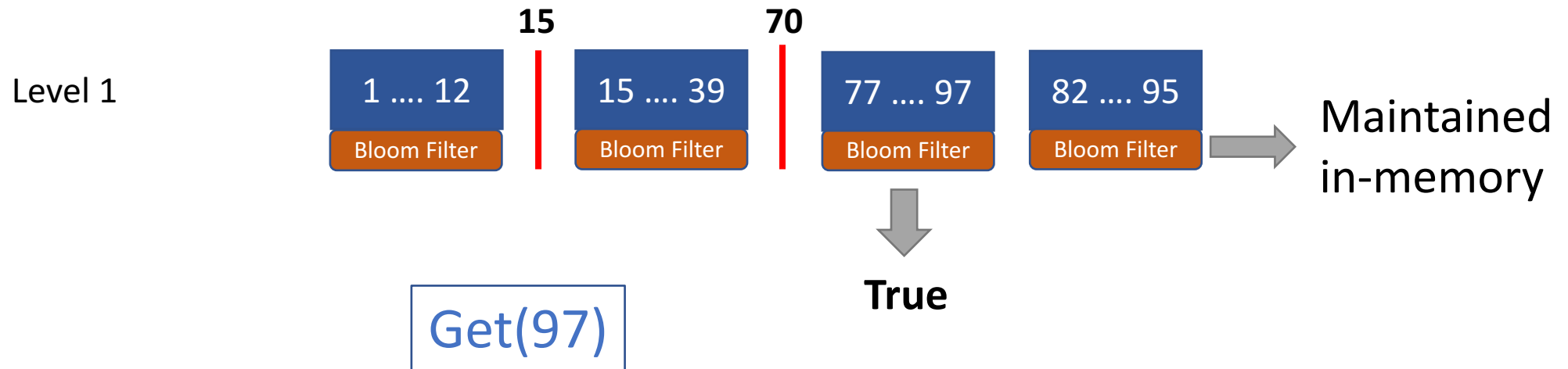
Optimizations in PebblesDB

- **Challenge with reads:** Multiple sstable reads per level
- Optimized using **sstable level bloom filters**
- Bloom filter: determine if an element is in a set



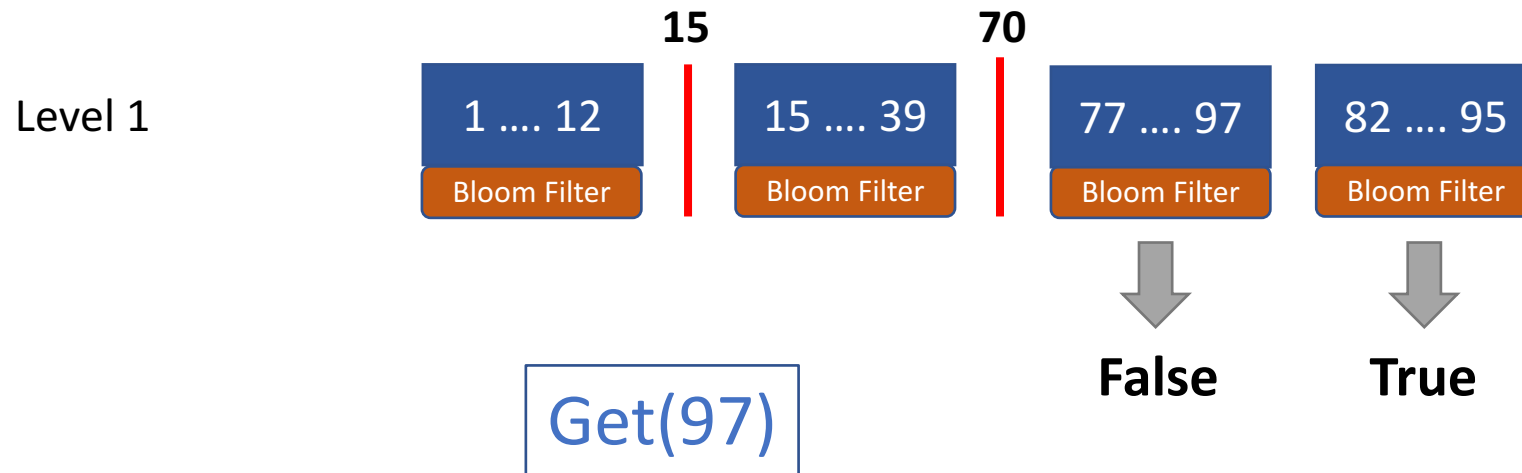
Optimizations in PebblesDB

- **Challenge with reads:** Multiple sstable reads per level
- Optimized using **sstable level bloom filters**
- Bloom filter: determine if an element is in a set



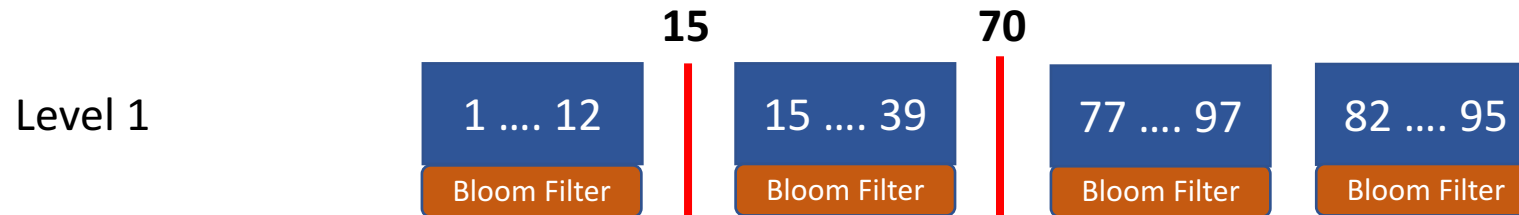
Optimizations in PebblesDB

- **Challenge with reads:** Multiple sstable reads per level
- Optimized using **sstable level bloom filters**
- Bloom filter: determine if an element is in a set



Optimizations in PebblesDB

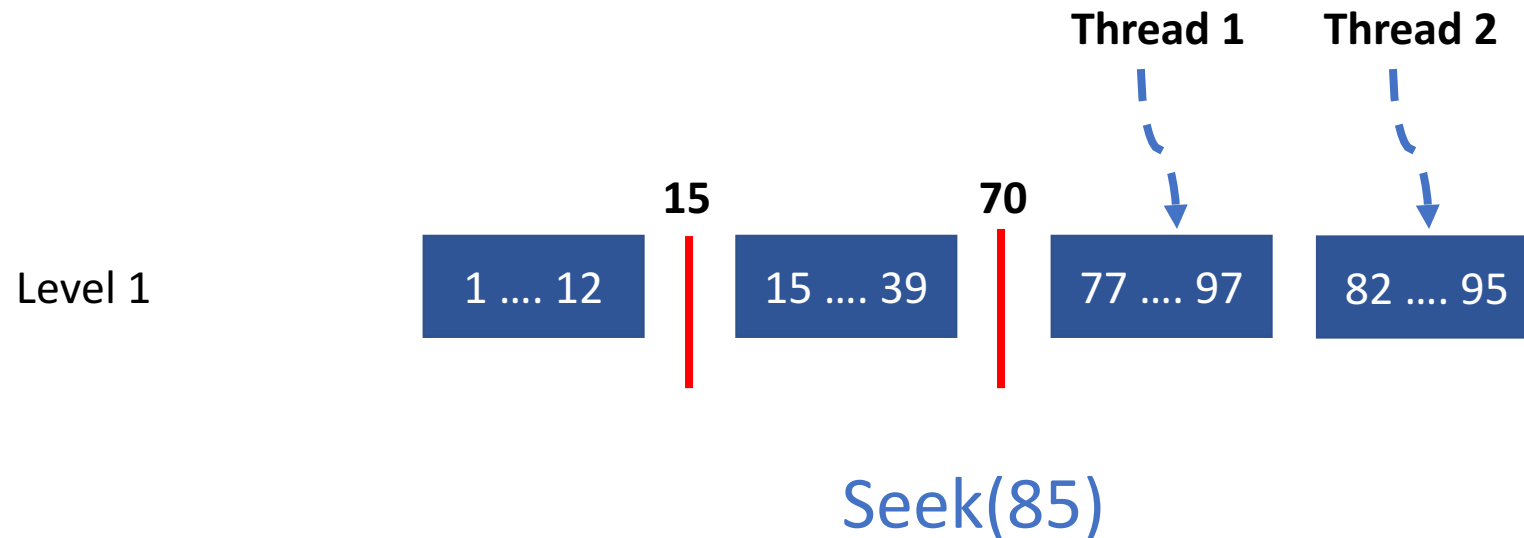
- **Challenge with reads:** Multiple sstable reads per level
- Optimized using **sstable level bloom filters**
- Bloom filter: determine if an element is in a set



PebblesDB reads **at most one file** per guard with high probability

Optimizations in PebblesDB

- **Challenge with seeks:** Multiple sstable reads per level
- **Parallel seeks:** Parallel threads to seek() on files in a guard



Optimizations in PebblesDB

- **Challenge with seeks:** Multiple sstable reads per level
- **Parallel seeks:** Parallel threads to seek() on files in a guard
- **Seek based compaction:** Triggers compaction for a level during a seek-heavy workload
 - Reduce the average number of sstables per guard
 - Reduce the number of active levels

Seek based compaction **increases write I/O** but as a trade-off to improve seek performance

Tuning PebblesDB

- PebblesDB characteristics like
 - Increase in write throughput,
 - decrease in write amplification and
 - overhead of read/seek operationall depend on one parameter, **maxFilesPerGuard** (default 2 in PebblesDB)
- Setting this to a very high value favors write throughput
- Setting this to a very low value favors read throughput

Horizontal compaction

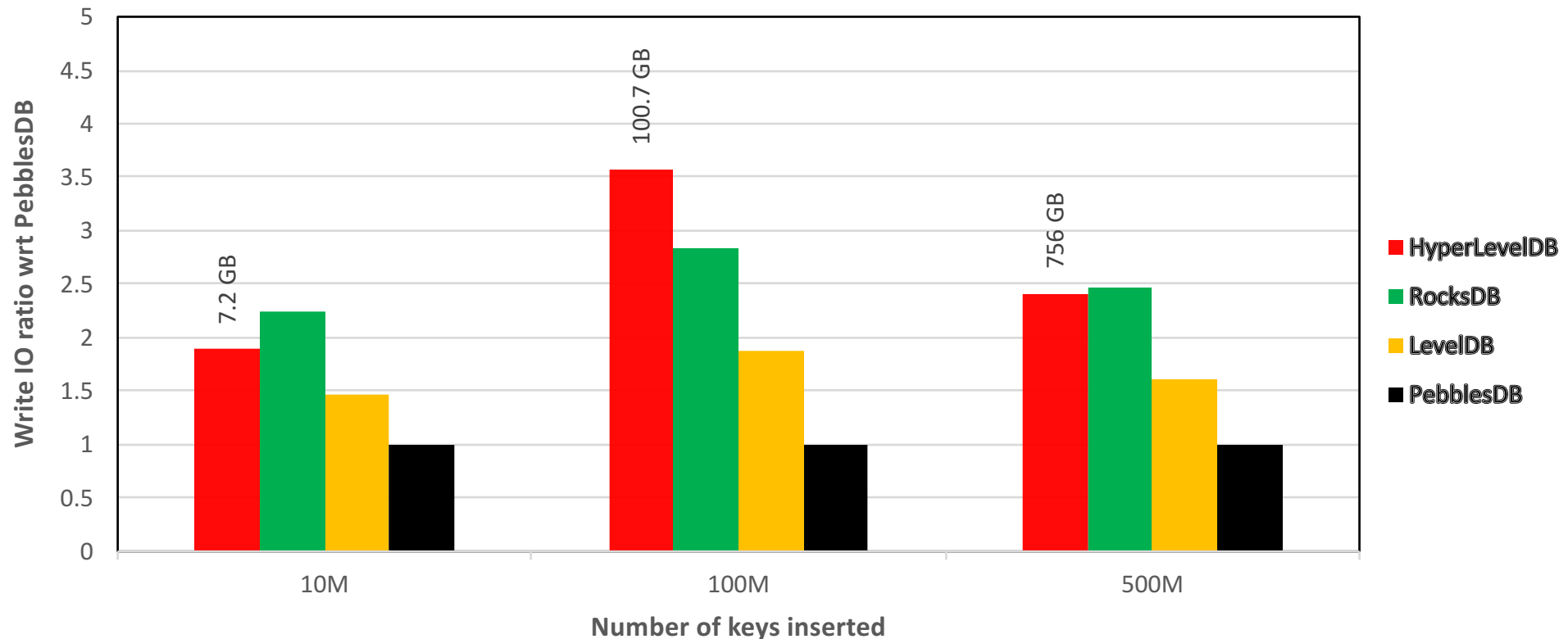
- Files compacted within the same level for the last two levels in PebblesDB
- Some optimizations to prevent huge increase in write IO

Experimental setup

- Intel Xeon 2.8 GHz processor
- 16 GB RAM
- Running Ubuntu 16.04 LTS with the Linux 4.4 kernel
- Software RAID0 over 2 Intel 750 SSDs (1.2 TB each)
- Datasets in experiments 3x bigger than DRAM size

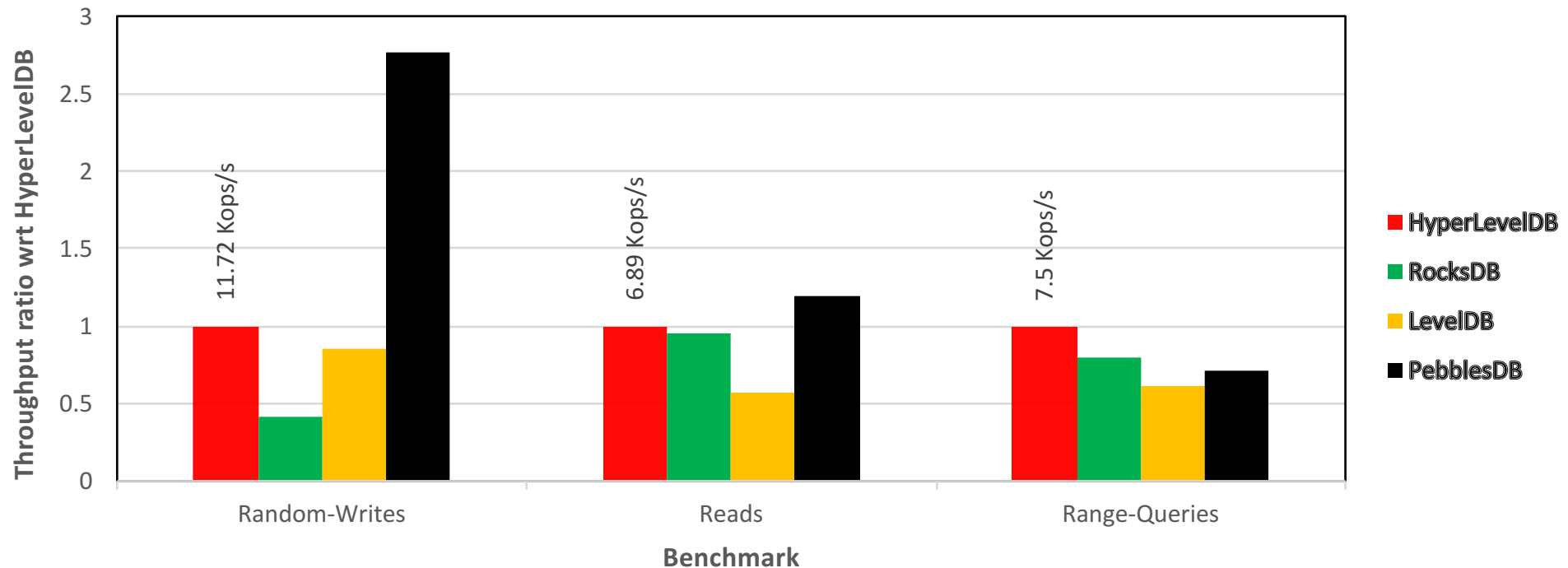
Write amplification

- Inserted different number of keys with key size 16 bytes and value size 128 bytes



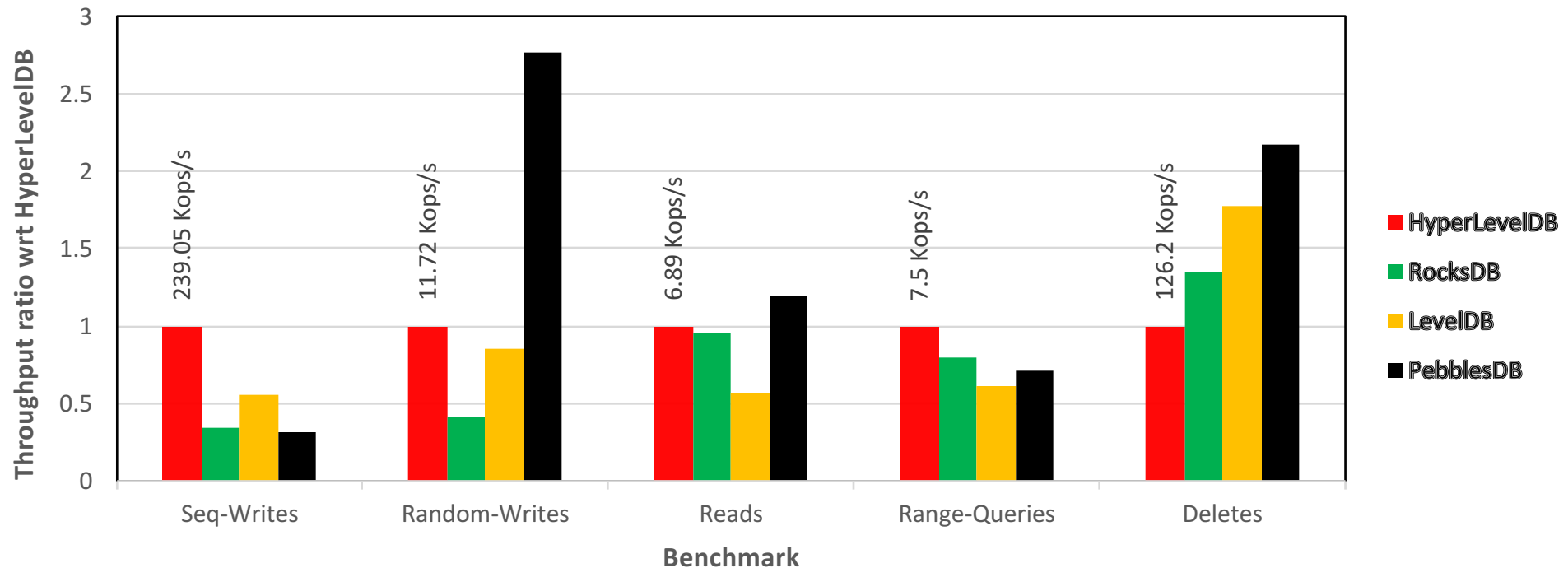
Micro-benchmarks

- Used **db_bench** tool that ships with LevelDB
- Inserted 50M key-value pairs with key size 16 bytes and value size 1 KB
- Number of read/seek operations: 10M



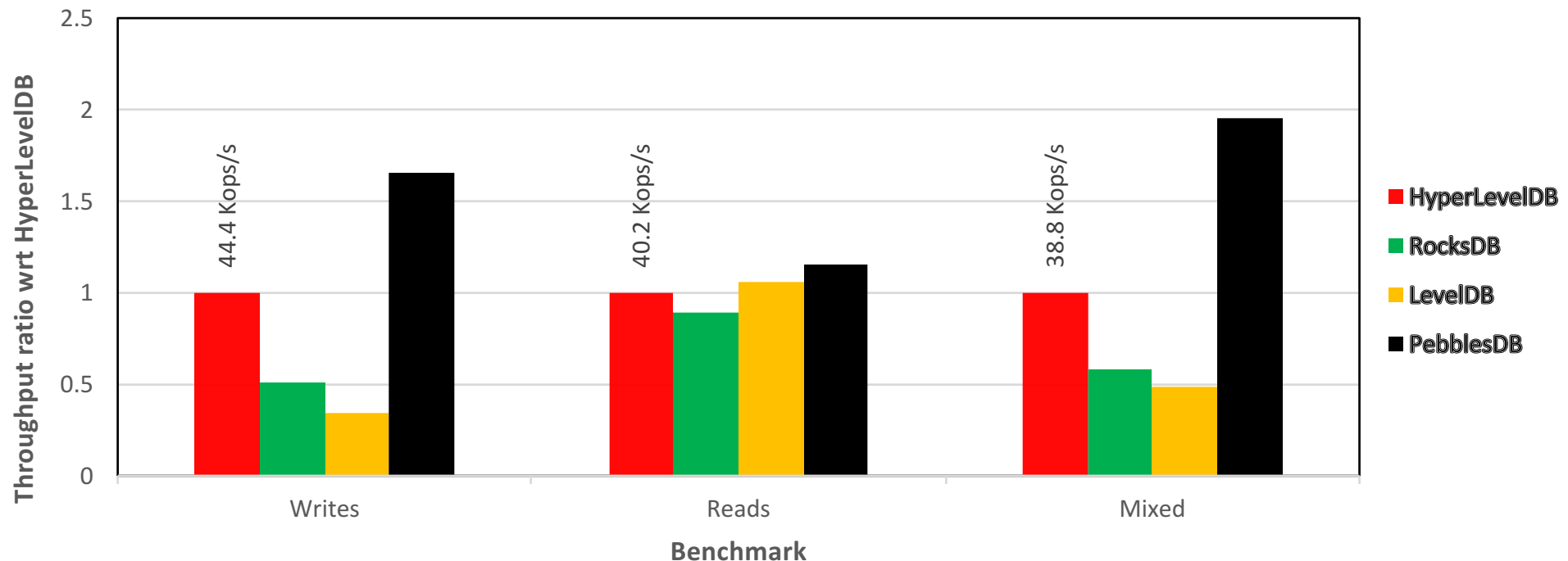
Micro-benchmarks

- Used **db_bench** tool that ships with LevelDB
- Inserted 50M key-value pairs with key size 16 bytes and value size 1 KB
- Number of read/seek operations: 10M



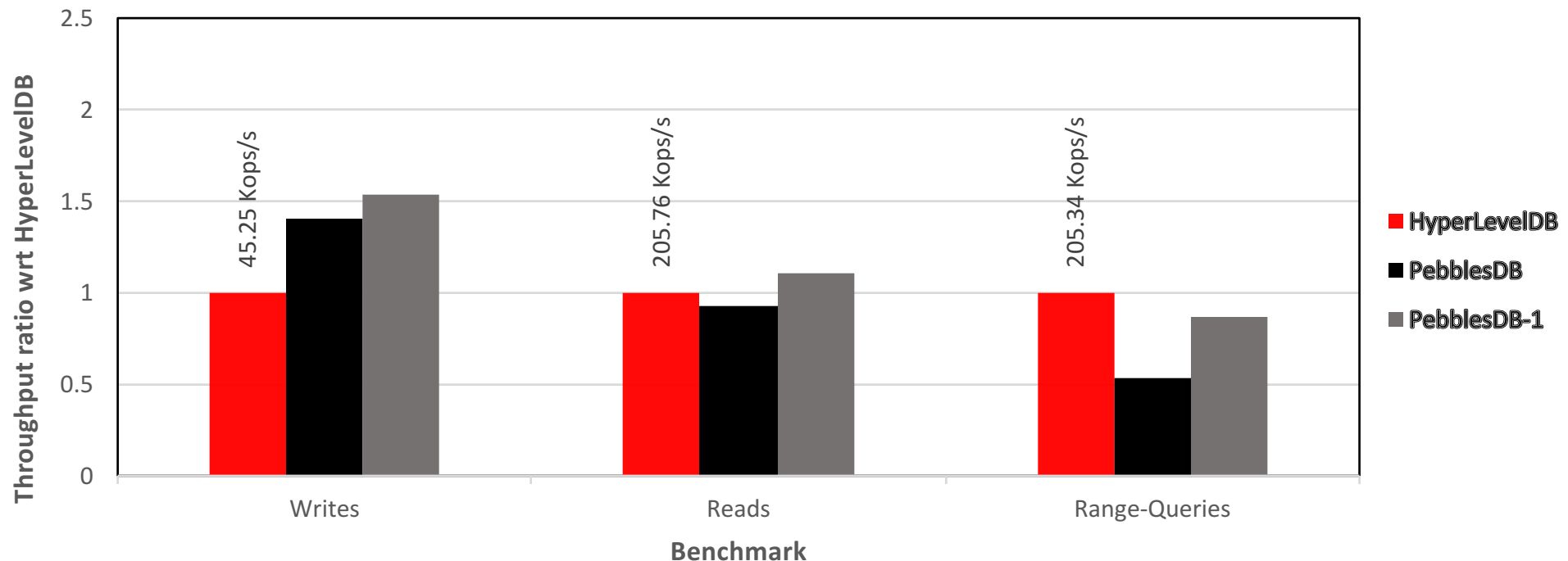
Multi threaded micro-benchmarks

- Writes – 4 threads each writing 10M
- Reads – 4 threads each reading 10M
- Mixed – 2 threads writing and 2 threads reading (each 10M)



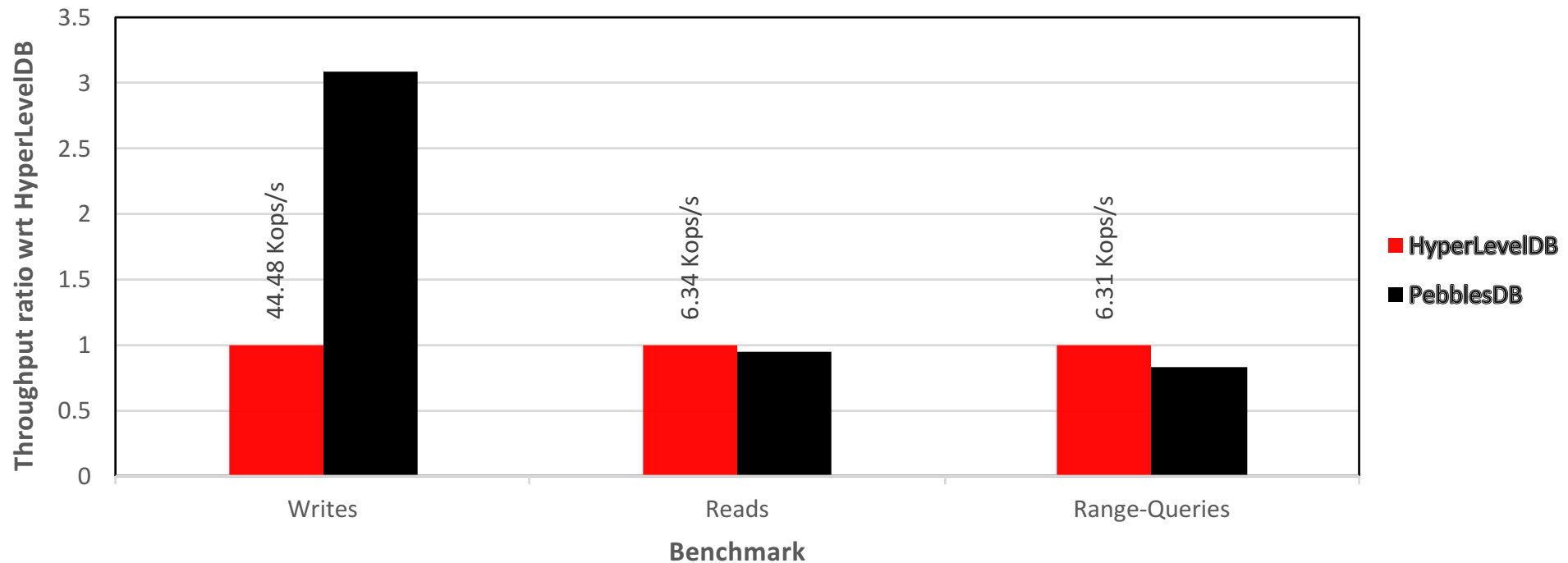
Small cached dataset

- Insert 1M key-value pairs with 16 bytes key and 1 KB value
- Total data set (~1 GB) fits within memory
- PebblesDB-1: with maximum one file per guard



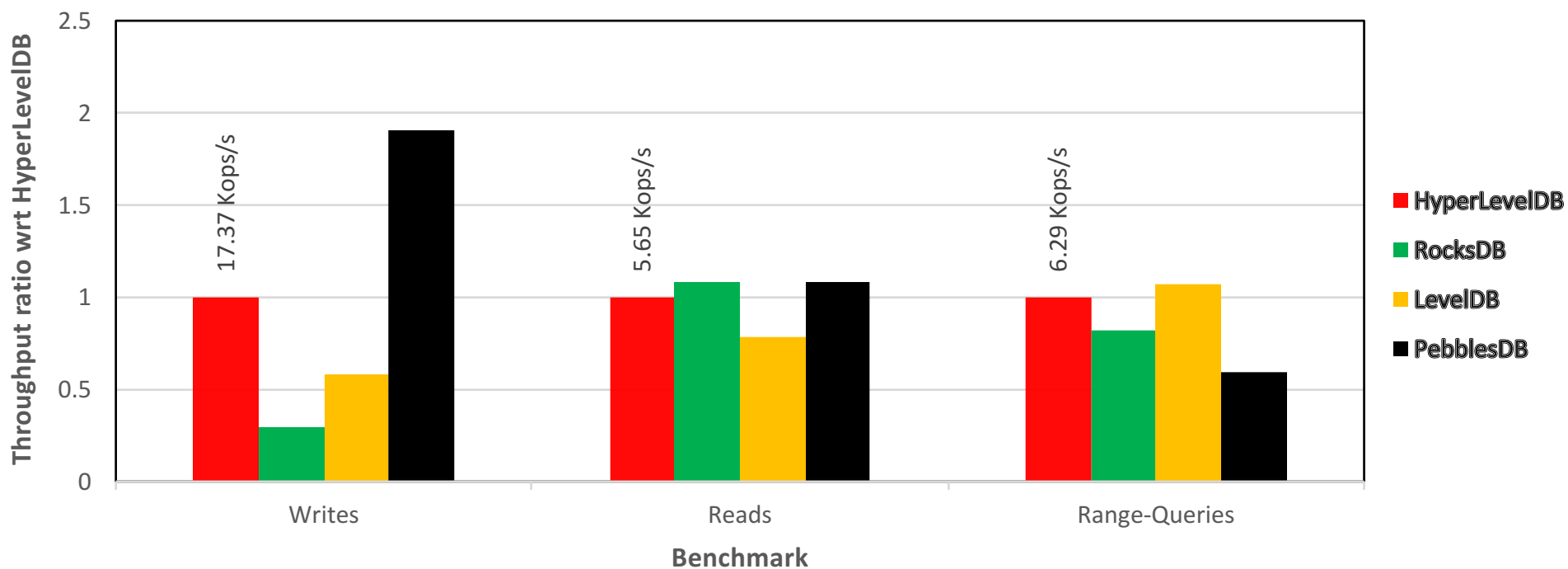
Small key-value pairs

- Inserted 300M key-value pairs
- Key 16 bytes and 128 bytes value



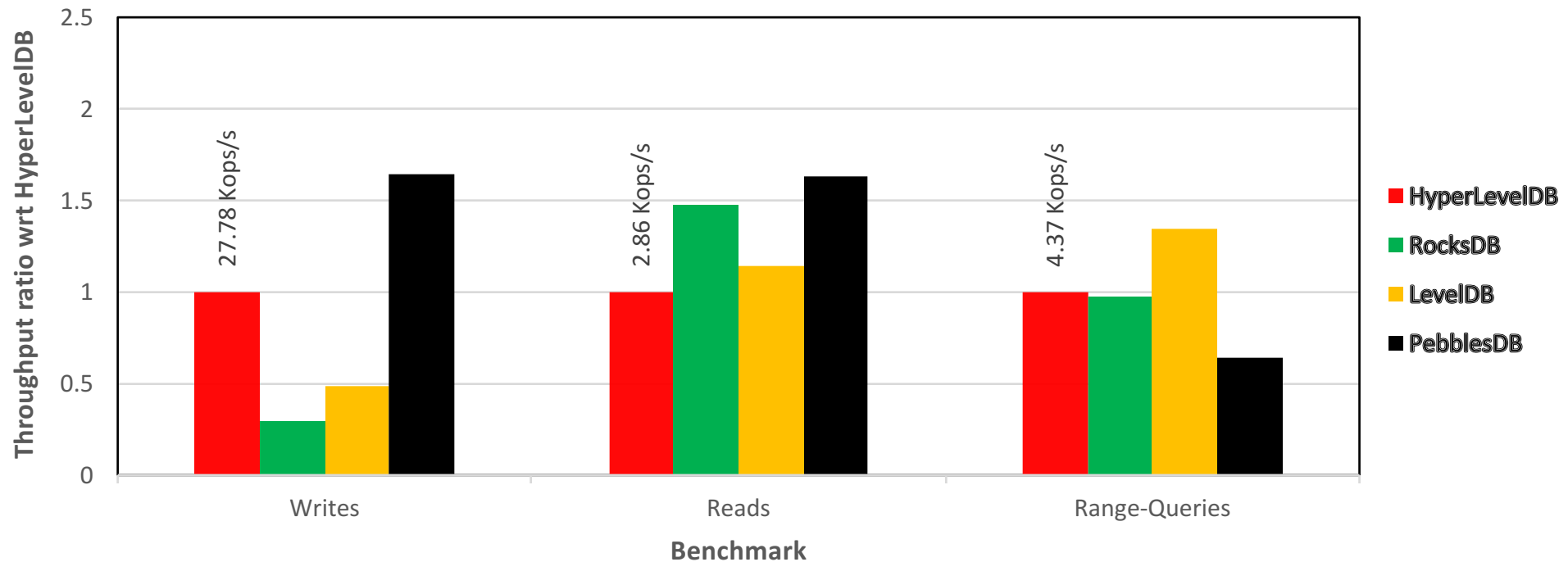
Aged FS and KV store

- File system aging: Fill up 89% of the file system
- KV store aging: Insert 50M, delete 20M and update 20M key-value pairs in random order



Low memory micro-benchmark

- 100M key-value pairs with 1KB (~65 GB data set)
- DRAM was limited to 4 GB

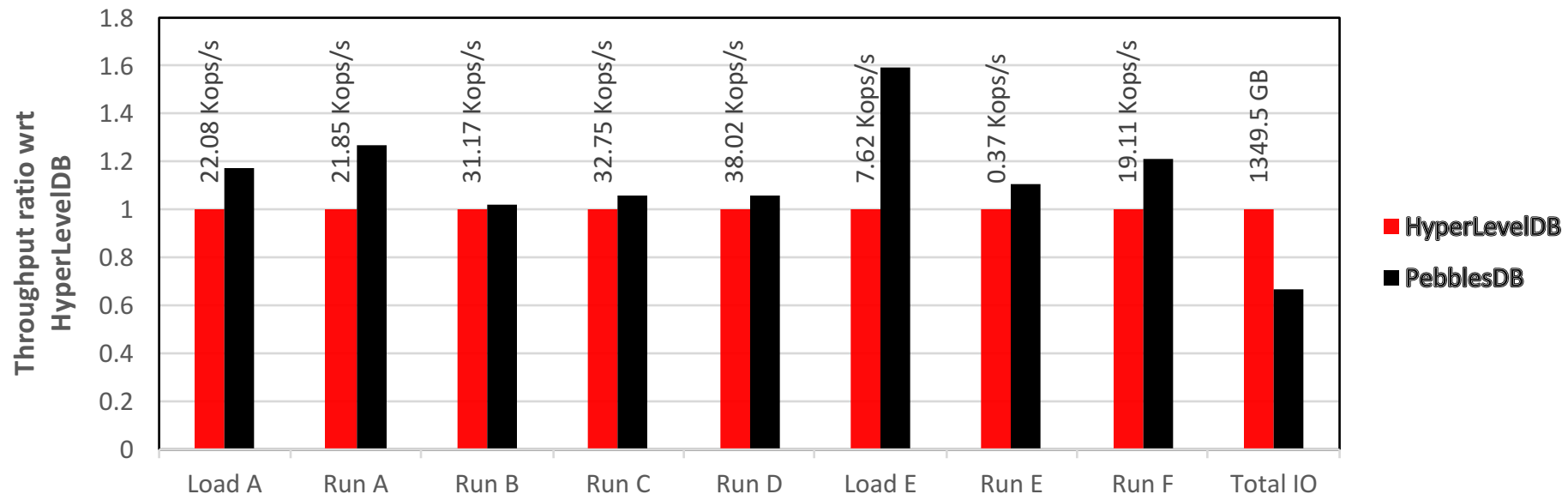


Impact of empty guards

- Inserted 20M key-value pairs (0 to 20M) in random order with value size 512 bytes
- Incrementally inserted new 20M keys after deleting the older keys
- Around 9000 empty guards at the start of the last iteration
- Read latency did not reduce with the increase in empty guards

NoSQL stores - HyperDex

- HyperDex – distributed key-value store from Cornell
- Inserted 20M key-value pairs with 1 KB value size and 10M operations



Load A - 100 % writes

Run A - 50% reads, 50% writes

Run B - 95% reads, 5% writes

Run C - 100% reads

Run D - 95% reads (latest), 5% writes

Load E - 100% writes

Run E - 95% range queries, 5% writes

Run F - 50% reads, 50% read-modify-writes

CPU usage

- Median CPU usage by inserting 30M keys and reading 10M keys
- PebblesDB: ~171%
- Other key-value stores: 98-110%
- Due to aggressive compaction, more CPU operations due to merging multiple files in a guard

Memory usage

- 100M records (16 bytes key, 1 KB value) – 106 GB data set
 - 300 MB memory space
 - 0.3% of data set size
- Worst case: 100M records (16 bytes key, 16 bytes value)
~3.2 GB
 - 9% of data set size

Bloom filter calculation cost

- 1.2 sec per GB of sstable
- 3200 files – 52 GB – 62 seconds

Impact of different optimizations

- Sstable level bloom filter improve read performance by 63%
- PebblesDB without optimizations for seek – 66%

Thank you!

Questions?